



LIVE THE EXPERIENCE  
ENGLISH CATALOGUE

**BENINCA**<sup>®</sup>  
TECHNOLOGY TO OPEN



**BENINCA**<sup>®</sup>  
TECHNOLOGY TO OPEN



"If you can dream it, you can do it"  
Walt Disney

...  
and the dream of two brothers,  
and the story of a company  
that produces automations for  
doors and gates, exporting  
their technology and full Italian  
production to the rest of the  
world, were born

# LIVE THE EXPERIENCE

We have always emphasised the importance of people, partners and employees in the pursuance of our path of success, telling the BENINCA' story through their own experiences.

In this way, the desire is created to collaborate by moving the core from the company to the people, changing the viewpoint towards the market, our customers, the product and the service.

To do this, we must rebuild the business around the customer and his customer experience: AUTOMATION VILLAGE is born.

By defining a physical path, the customer enters into true and real village, designed according to his needs as to where to find information relating to the product, training, or marketing.

An experience that allows the customer not only to take with him a clear idea of the company and the group, but also to get to know the people and the world inside BENINCA'.

This for us is the true meaning of COMMUNITY: share, with all those who know BENINCA', common values, dreams and goals, opening the company to the market, by speaking with it.

Your journey begins here...

**BENINCA'**<sup>®</sup>  
TECHNOLOGY TO OPEN








### MULTIMEDIA CONFERENCE ROOM

Meeting, recreational and multimedia space, used also for technical and commercial training. Together towards new goals.



### SHOW ROOM: THE BUILDING AUTOMATION EXPERIENCE

A path that divides itself between different experiences and worlds, for teaching of technology and functionality in industrial applications contexts. From residential and public, to contemporary retail, buildings. Design, ergonomics, and modernity



### LAB 2.0: COOPERATE, COLLABORATE, COMPETE

Today's active learning and the new challenge to learn, dedicated to the sales force, but also for installers, architects and designers. The demonstration area becomes headquarters for training and training in the field



### LOUNGE AREA: ITALIAN WAY OF BEING

Empathy and trust strengthen ties, also in business. Benincà has always believed that people should come before everything. For this reason, everyone is invited to listen, and make themselves welcome, but also to enjoy the pleasure of relaxation and the excellencies provided for your palate





## TRANSFORMING IDEAS INTO INNOVATION

RESEARCH  
DESIGN  
DEVELOPMENT

Benincà has always considered it strategic, to have an internal department for mechanical and electronic design. We did this because our main objective was to increase know-how, by developing cutting edge products that can satisfy customers and their demands.

Particularly in recent years, with construction of the Benincà Holding company, the R&D department has been enhanced, today becoming an indisputable company strength.

Teamwork and collaboration are the success elements of the R&D BENINCÀ team. It is in fact due to the continuous exchange of ideas and expertise, that this department is able to design and develop products of excellence, by making the most of each individual component's contribution.

Today this area is a complete department, made up of mechanical and electronic engineers, who work on projects and products on a daily

basis with the main objective of satisfaction of the various requirements of the market, and continuous improvement.

In designs of recent years, particular importance has been given to the theme of energy saving and ecological awareness, with development of a patented technology, and a specific product line.





## SAFETY AS A VALUE

TESTS  
INSPECTIONS

BENINCÀ products are designed to fulfil the varied requirements of the market, and in order to do this, during the design and test phases, they are subjected to electrical and mechanical life testing, which is aimed at simulating real-world application. We therefore have 2 sites, one internal, and one external.

For test execution, we apply the "worst case analysis" methodology, which allows for testing of the product to the most extreme limits, simulating:

- Fluctuations relating to nominal power and frequency values
- Extreme climatic conditions
- Increase of the usage limits and usage intensity, with respect to declared nominal data

### PRE-COMPLIANCE TESTS



These are product tests which are aimed at verifying noise immunity and that emission is within the maximum limits laid down by the European Community, for our devices. These tests also allow us to establish whether the product is ready to obtain "CE" marking.



# THE RELIABILITY PROMISE

## QUALITY CONTROLLED

Correct materials selection, three levels of internal controls, correct selection of supplier companies; these have always been the cornerstones of company quality control.

A department that works with the clear objective of maintaining a high level of quality and reliability in sold products, in line with the mission that the company has always pursued.

**INCOMING CONTROL:** occurs after receipt of the material into the company, via physical and metrological testing.

**PROCESS CONTROL:** This applies to semi-finished products and relates to wiring checks, adjustments or noise; all with detailed operating instructions.

**PRODUCT AUDIT:** Relates to kits and finished products which are controlled via random sampling in general.

The BENINCA' quality system, via control of these processes and continuous attention to market requirements, has obtained SGS accreditation. This is indicates a recognised company ability to manage the quality system in its broadest sense and coherently.





## THE ITALIAN PASSION

DIRECT PRODUCTION

In recent years BENINCA' has made an undisputed forte from its Italian production, so much so that in 2013 it received its 100% made in Italy product certification.

The BENINCA' assembly lines are organised by product families, and equipped with a control system via which the product code and relevant quantity being built can be detected at any point.

In order to ensure that the motors are compliant, important functional and electrical end-line tests are carried out directly within the line, which check correct functionality of the motor load, ensuring sufficient electrical insulation and good ground conductor efficiency.

The results obtained are stored uniquely for each machine produced.





The shipping department has undergone considerable changes in recent years, with the main objective being to improve the service offered, by working on process efficacy and efficiency, as well as on reducing the average delivery lead time.

To do this, a barcode system has been adopted, which ensures consistency between picked and ordered materials, by notifying any errors.

In addition to this, to improve the picking speed, an automatic dual bay vertical warehouse has been installed, for electronic materials management.

The new warehouse is located in the recently expanded area of the company, and was opened on the occasion of the third International Meeting of the group.

## EFFICIENT PLANNING

LOGISTICS AND TRACEABILITY









## AUTOMATIONS FOR SWINGING GATES

<b>p.22</b>	<b>LINEAR WORM SCREWS</b>	
	BOB21M / BOB2124E	26
	BOB30M / BOB3024E	28
	BOB50M / BOB5024E	30
	<b>LINEAR TELESCOPIC OPERATOR</b>	
	BILL30M	32
	BILL40M	34
	BILL50M	36
	<b>ARTICULATED ARM</b>	
	KBN24	38
	MB24 / MBE24	40
	PREMIER / PREMIER24	42
	<b>UNDERGROUND INSTALLATION</b>	
	DU.IT14N / DU.IT24NVE	44
	DU.350N	46



## AUTOMATIONS FOR SLIDING GATES

<b>p.48</b>	<b>RESIDENTIAL USE</b>	
	KPONY	50
	BULL424ESA	52
	BULL5M	54
	BULL624ESA	56
	BULL8M	58
	<b>COMMERCIAL USE</b>	
	BULL8 OM	60
	BULL10M / BULL1024ESA	62
	BULL15M	64
	<b>INDUSTRIAL USE</b>	
	BULL20M / BULL20T	66
	BISON20 OM	68
	BISON25 OTI	70
	BISON35 OTI	72
	BISON45 OTI	74



## AUTOMATIONS FOR GARAGE & INDUSTRIAL DOORS

<b>p.76</b>	<b>RESIDENTIAL USE</b>	
	<b>COMMERCIAL USE</b>	
	ZED / ZED24	78
	JIM	80
	<b>INDUSTRIAL USE</b>	
	VN.S	82
	VN.M	84
	VN.MT40V	86
	VN.S40V	88
	ADAM / ADAM24	90



## ROAD BARRIERS & CAR PARK SAVER

<b>p.92</b>	EVA.5	94
	EVA.7	96
	LADY	98
	LADY.5	100
	VE.500	102
	VE.650	104
	VE.SOM / VE.SOR	106



## CONTROL PANELS

<b>p.108</b>	<b>EXTERNAL CONTROL PANELS</b>	
	SUN SYSTEM	110
	<b>230 Vac</b>	
	BRAINY	112
	HEADY	113
	CORE	114
	MATRIX	115
	LOGICA	116
	CELL.P	117
	KER	118
	<b>230 - 400 Vac</b>	
	THINK	119
	START	120
	WAVE	121
	<b>24 Vdc</b>	
	BRAINY24	122
	HEADY24	123
	LOGICA24.RI	124
	DA.S04	125
	<b>INTERNAL CONTROL PANELS</b>	
	<b>230 Vac</b>	127
	<b>230 - 400 Vac</b>	133
	<b>24 Vdc</b>	134
	<b>BATTERY CHARGER, BATTERIES AND BOX</b>	145



## ELECTRONIC SIGNALS & CONTROLS

<b>p.146</b>	<b>TRANSMITTERS</b>	
	TO.GO	148
	APPLE	152
	IO	154
	<b>RECEIVERS</b>	
	ONE.2	156
	RR4.WBV / P	157
	RR4.WBV24 / P24	157
	ESA SYSTEM	158
	<b>PROGRAMMING AND CONTROL SYSTEMS</b>	
	CALL	159
	ADVANTOUCH	160



## WARNING DEVICES AND SIGNALS

<b>p.162</b>	<b>TRANSPONDER DEVICES</b>	164
	DIGITAL KEYPAD	166
	KEY SELECTOR	168
	PUSH BUTTONS	170
	FLASHING LIGHTS	171
	PHOTOCELLS	172
	COLUMNS	174
	RF.SUN / RF / SC.RF	176
	SAFETY DEVICES	178



## BENINCA' THROUGHOUT THE WORLD

**p.182**





**LINEAR WORM  
SCREWS**



**CONTROL PANELS**

HEADY / BRAINY  
HEADY

**HEADY24 / BRAINY24**  
**HEADY24**

HEADY / BRAINY  
BRAINY  
HEADY  
BRAINY

**HEADY24 / BRAINY24**  
**BRAINY24**

HEADY / BRAINY  
BRAINY

**BRAINY24**

**ARTICULATED  
ARM**



**CONTROL PANELS**

**CP.BN\***

**BRAINY24**  
**CP.MBY24\***  
**CP.MBY24\***

HEADY / BRAINY  
HEADY

**BRAINY24**  
**BRAINY24**

HEADY / BRAINY

**LINEAR  
TELESCOPIC  
OPERATOR**



**CONTROL PANELS**

HEADY / BRAINY  
HEADY

HEADY / BRAINY  
HEADY

HEADY / BRAINY  
HEADY / BRAINY  
HEADY

**UNDERGROUND  
INSTALLATION**



**CONTROL PANELS**

HEADY / BRAINY

HEADY / BRAINY  
BRAINY

HEADY / BRAINY

**BRAINY24**

HEADY / BRAINY

\* Built-in control panel





Choose the weight and the length in the chart and find out the most suitable model

**LINEAR WORM SCREWS**

		LEAF MAX WEIGHT									
		200 kg	250 kg	300 kg	350 kg	400 kg	450 kg	500 kg	600 kg	700 kg	800 kg
GATE LENGTH	1,5 m	BOB21M BOB2124E	BOB21M BOB2124E	BOB21M BOB2124E	BOB21M BOB2124E	BOB30M BOB3024E	BOB50M BOB5024E	BOB50M BOB5024E	BOB50M BOB5024E	BOB50M BOB5024E	BOB50M
	1,8 m	BOB21M BOB2124E	BOB21M BOB2124E	BOB21M BOB2124E	BOB30M BOB3024E	BOB50M BOB5024E	BOB50M BOB5024E	BOB50M BOB5024E	BOB50M BOB5024E	BOB50M BOB5024E	BOB50M
	2,1 m	BOB21M BOB2124E	BOB21M BOB2124E	BOB30M BOB3024E	BOB50M BOB5024E	BOB50M BOB5024E	BOB50M BOB5024E	BOB50M BOB5024E	BOB50M BOB5024E	BOB50M BOB5024E	BOB50M
	2,5 m	BOB30M BOB50M BOB3024E BOB5024E	BOB30M BOB50M BOB3024E BOB5024E	BOB50M BOB5024E	BOB50M BOB5024E	BOB50M BOB5024E	BOB50M BOB5024E	BOB50M BOB5024E	BOB50M BOB5024E	BOB50M BOB5024E	BOB50M
	3 m	BOB30M BOB50M BOB3024E BOB5024E	BOB50M BOB5024E	BOB50M BOB5024E	BOB50M BOB5024E	BOB50M BOB5024E	BOB50M BOB5024E	BOB50M BOB5024E	BOB50M BOB5024E	BOB50M	
	3,5 m	BOB50M BOB5024E	BOB50M BOB5024E	BOB50M BOB5024E	BOB50M BOB5024E	BOB50M BOB5024E	BOB50M	BOB50M			
	4 m	BOB50M BOB5024E	BOB50M BOB5024E	BOB50M BOB5024E	BOB50M BOB5024E	BOB50M	BOB50M				
	4,5 m	BOB50M BOB5024E	BOB50M BOB5024E	BOB50M BOB5024E	BOB50M	BOB50M					
	5 m	BOB50M BOB5024E	BOB50M BOB5024E	BOB50M	BOB50M						

**LINEAR TELESCOPIC OPERATOR**

		LEAF MAX WEIGHT										
		100 kg	150 kg	200 kg	250 kg	300 kg	350 kg	400 kg	450 kg	500 kg	550 kg	650 kg
GATE LENGTH	1,8 m	BILL30M BILL40M	BILL30M BILL40M	BILL30M BILL40M	BILL30M BILL40M	BILL30M BILL40M	BILL30M BILL40M	BILL40M	BILL40M	BILL40M	BILL40M	
	2,1 m	BILL30M BILL40M BILL50M BILL50ML	BILL30M BILL40M BILL50M BILL50ML	BILL30M BILL40M BILL50M BILL50ML	BILL30M BILL40M BILL50M BILL50ML	BILL30M BILL40M BILL50M BILL50ML	BILL40M BILL50M BILL50ML	BILL40M BILL50M BILL50ML	BILL40M BILL50M BILL50ML	BILL50M BILL50ML	BILL50M BILL50ML	BILL50ML
	2,5 m	BILL30M BILL40M BILL50M BILL50ML	BILL40M BILL50M BILL50ML	BILL40M BILL50M BILL50ML	BILL40M BILL50M BILL50ML	BILL40M BILL50M BILL50ML	BILL40M BILL50M BILL50ML	BILL50M BILL50ML	BILL50M BILL50ML	BILL50ML		
	3 m	BILL40M BILL50M BILL50ML	BILL40M BILL50M BILL50ML	BILL50M BILL50ML	BILL50M BILL50ML	BILL50M BILL50ML	BILL50ML					
	3,5 m	BILL40M BILL50M BILL50ML	BILL50M BILL50ML	BILL50M BILL50ML	BILL50ML							
	4 m	BILL50M BILL50ML	BILL50ML									
	4,5 m	BILL50ML										

**ARTICULATED ARM**

		LEAF MAX WEIGHT								
		150 kg	200 kg	250 kg	280 kg	300 kg	350 kg	400 kg	500 kg	600 kg
GATE LENGTH	1 m	KBN24	KBN24	KBN24	PR.45E MBE24	PR.45E MBE24	PR.45E MBE24	PR.45E PR.45E24	PR.45E PR.45E24	PR.45E PR.45E24
	1,5 m	KBN24	KBN24	PR.45E MBE24	PR.45E MBE24	PR.45E MBE24	PR.45E MBE24	PR.45E PR.45E24	PR.45E PR.45E24	PR.45E PR.45E24
	1,8 m	KBN24	PR.45E MBE24 KBN24	PR.45E MBE24	PR.45E MBE24	PR.45E MBE24	PR.45E MBE24	PR.45E PR.45E24	PR.45E PR.45E24	PR.45E PR.45E24
	2,1 m	PR.45E MBE24 KBN24	PR.45E MBE24	PR.45E MBE24	PR.45E MBE24	PR.45E PR.45E24	PR.45E PR.45E24	PR.45E PR.45E24	PR.45E PR.45E24	PR.45E PR.45E24
	2,5 m	PR.45E MBE24	PR.45E MBE24	PR.45E MBE24	PR.45E MBE24	PR.45E PR.45E24	PR.45E PR.45E24	PR.45E PR.45E24	PR.45E PR.45E24	PR.45E
	3 m	PR.45E PR.45E24	PR.45E PR.45E24	PR.45E PR.45E24	PR.45E PR.45E24	PR.45E PR.45E24	PR.45E PR.45E24	PR.45E PR.45E24	PR.45E PR.45E24	PR.45E
	3,5 m	PR.45EL	PR.45EL	PR.45EL	PR.45EL	PR.45EL	PR.45EL	PR.45EL	PR.45EL	
	4 m	PR.45EL	PR.45EL	PR.45EL	PR.45EL	PR.45EL				

**UNDERGROUND INSTALLATION**

		LEAF MAX WEIGHT								
		250 kg	300 kg	350 kg	400 kg	500 kg	550 kg	600 kg	700 kg	800 kg
GATE LENGTH	1,5 m	DU.IT14NV	DU.IT14NV	DU.IT14N DU.IT24NVE DU.350NV	DU.IT14N DU.IT24NVE DU.350NV	DU.IT14N DU.IT24NVE DU.350NV	DU.IT14N DU.IT24NVE DU.350NV	DU.IT14N DU.350N DU.350NV	DU.IT14N DU.350N DU.350NV	DU.350N DU.350NV
	2,1 m	DU.IT14N DU.IT14NV DU.IT24NVE DU.350NV	DU.IT14N DU.IT24NVE DU.350NV	DU.IT14N DU.IT24NVE DU.350NV	DU.IT14N DU.IT24NVE DU.350NV	DU.IT14N DU.IT24NVE DU.350NV	DU.IT14N DU.350N DU.350NV	DU.IT14N DU.350N DU.350NV	DU.350N DU.350NV	DU.350N
	2,5 m	DU.IT14N DU.IT24NVE DU.350NV	DU.IT14N DU.IT24NVE DU.350NV	DU.IT14N DU.IT24NVE DU.350NV	DU.IT14N DU.IT24NVE DU.350NV	DU.IT14N DU.IT24NVE DU.350NV	DU.IT14N DU.350N DU.350NV	DU.350N DU.350NV	DU.350N	
	3 m	DU.IT14N DU.IT24NVE DU.350NV	DU.IT14N DU.IT24NVE DU.350NV	DU.IT14N DU.IT24NVE DU.350NV	DU.IT14N DU.IT24NVE DU.350NV	DU.IT14N DU.350N DU.350NV	DU.350N	DU.350N		
	3,5 m	DU.IT14N DU.IT24NVE DU.350N	DU.IT14N DU.IT24NVE DU.350N	DU.IT14N DU.IT24NVE DU.350N	DU.IT14N DU.350N	DU.IT14N DU.350N	DU.350N			
	4 m	DU.350N	DU.350N	DU.350N	DU.350N	DU.350N				

**NOTES**

- With BOB.SL accessory
  - We recommend the use of an electric lock
- In the event of wind and a solid door the operating limits may vary**



# BOB21M / BOB2124E

## AUTOMATIONS FOR SWINGING GATES LINEAR WORM SCREWS

patented FACE gears  
up to 2.1 m



### CONTROL PANELS:

- BOB21M — BRAINY HEADY p.112 p.113
- BOB2124E — BRAINY24 HEADY24 p.122 p.123



### DESCRIPTION

Reliable, quiet, and quick to install geared motor, thanks to its 2 adjustable mechanical stops for opening and closing. Available in the 230 Vac and 24 Vdc versions. Rolled ball screws Ø 20 mm. Easy access release from above.


### 230 Vac

- Irreversible 230 Vac electromechanical geared motor

### 24 Vdc | intensive use

- Irreversible 24 Vdc electromechanical geared motor for intensive use, equipped with encoder
- The encoder device ensures maximum safety and precision in the gate moving phases
- Amperometric sensor obstacle detection system to prevent crushing
- Optional battery powered operation

### MEASURES



### COMPLETE KITS

#### KBOB21M 9592095

- 2 BOB21M 230 Vac Operators
- 1 HEADY 230 Vac control unit with integrated receiver
- 1 PUPILLA.F Pair of photocells
- 1 LAMPI.LED 230 Vac Led flashing light with built-in aerial
- 1 TO.KEY Metal key selector
- 1 TO.GO2WV 433.92 Mhz Transmitter

#### KBOB2124E 9592198

- 2 BOB2124E 24 Vdc Operators equipped with encoder device
- 1 HEADY24 24 Vdc control unit with integrated receiver
- 1 PUPILLA.F Pair of photocells
- 1 LAMPI24.LED 24 Vdc Led flashing light with built-in aerial
- 1 TO.KEY Metal key selector
- 1 TO.GO2WV 433.92 Mhz Transmitter



**BOB.CS**  
9765040  
Lock with personalized key and cover for BOB21M/BOB2124E unlock system.



**B.SR**  
9819310  
Multiposition brackets for one operator BOB21M/BOB2124E.



**B.P**  
9819005  
Screw-on plate for models in the BOB21 series.



**DU.V96**  
9765035  
12 Vac/dc vertical electric lock, supplied with counterplate. Permits internal/external release.



**DU.V90**  
9765030  
12 Vac/dc horizontal electric lock, supplied with counterplate. Permits internal/external release.



**DU.9990**  
9623010  
Covering plate for DU.V90.



**E.LOCK**  
9765001  
230 Vac vertical electric lock, supplied with counterplate.



**E.LOCKSE**  
9765002  
Extended cylinder for E.LOCK electric lock. It allows to unlock gates up to 55mm-thick from the outside.



**CABLE.24E**  
9171002  
Cable reel with 5 conductors (2 for motor, 3 for encoder) for connecting the encoder device in the 24 Vdc versions.  
**L= 100 m.**



**ID.TA**  
9846019  
Warning board.



**ESA BASIC**  
9176108  
System that reduces the electrical energy consumption. In the 24 Vdc version, the use of ESA BASIC is not compatible with the battery operation.



**KSUN**  
9611004  
KIT for system operation via solar panel. For 24 Vdc models.

**MADE IN ITALY**

### TECHNICAL DATA

	BOB21M	BOB2124E
Code	9591534	9591351
Power supply	230 Vac (50-60Hz)	230 Vac (50-60Hz)
Motor supply	230 Vac	24 Vdc
Max absorbed current	1.5 A	5.5 A
Max Thrust	1800 N	1800 N
Opening time	18"	9" - 21"
Operation cycle	30%	intensive use
Standard stroke	270 mm	270 mm
Max stroke	325 mm	325 mm
Protection level	IP44	IP44
Encoder	<b>NO</b>	<b>YES</b>
Operating temperature	-20°C / +50°C	-20°C / +50°C
Leaf max dimension	2.1 m	2.1 m
Weight	8.2 kg	8.2 kg
Items no. per pallet	<b>54</b>	<b>54</b>
Kits no. per pallet	<b>18</b>	<b>18</b>





# BOB30M / BOB3024E



## CONTROL PANELS:

- BOB30M — BRAINY HEADY p.112 p.113
- BOB30ME — BRAINY p.112
- BOB3024E — BRAINY24 HEADY24 p.122 p.123

## AUTOMATIONS FOR SWINGING GATES LINEAR WORM SCREWS

patented FACE gears  
full metal mechanics  
gear and female screw in bronze  
personalised release key  
**up to 3.0 m**



## DESCRIPTION

Reliable, quiet, and quick to install geared motor, thanks to its 2 adjustable mechanical stops for opening and closing. Available in the 230 Vac and 24 Vdc versions. Rolled ball screws Ø 20 mm. Easy access release from above.

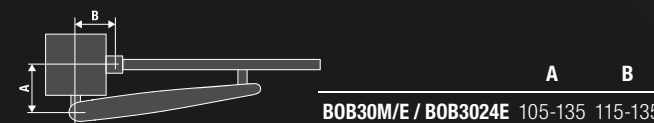
## 230 Vac

- Irreversible 230 Vac electromechanical geared motor
- The encoder device in the BOB30ME version ensures crush prevention and precision in the gate moving phases

## 24 Vdc | intensive use

- Irreversible 24 Vdc electromechanical geared motor for intensive use, equipped with encoder
- The encoder device ensures maximum safety and precision in the gate moving phases
- Amperometric sensor obstacle detection system to prevent crushing
- Optional battery powered operation

## MEASURES



## COMPLETE KITS

### KBOB30M 9592096


- 2 BOB30M 230 Vac Operators
- 1 HEADY 230 Vac control unit with integrated receiver
- 1 PUPILLA.F Pair of photocells
- 1 LAMPI.LED 230 Vac Led flashing light with built-in aerial
- 1 TO.KEY Metal key selector
- 1 TO.GO2WV 433.92 Mhz Transmitter

### KBOB30ME 9592088

- 2 BOB30ME 230 Vac Operators equipped with encoder device
- 1 BRAINY 230 Vac control unit with integrated receiver
- 1 PUPILLA.F Pair of photocells
- 1 LAMPI.LED 230 Vac Led flashing light with built-in aerial
- 1 TO.KEY Metal key selector
- 1 TO.GO2WV 433.92 Mhz Transmitter

### KBOB3024E 9592089

- 2 BOB3024E 24 Vdc Operators equipped with encoder device
- 1 BRAINY24 24 Vdc control unit with integrated receiver
- 1 PUPILLA.F Pair of photocells
- 1 LAMPI24.LED Lampeggiante 24 Vdc a LED con antenna integrata
- 1 TO.KEY Metal key selector
- 1 TO.GO2WV 433.92 Mhz Transmitter



**B.SR**  
9819310  
Multiposition brackets for one operator BOB30M/E/BOB3024E.



**B.P**  
9819005  
Screw-on plate for models in the BOB30 series.



**BOB.SL**  
9819004  
Rear extension for BOB30 series models, to increase performance by up to 15% (see table p. 24) and reduced dimension installation requirements.



**DU.V96**  
9765035  
12 Vac/dc vertical electric lock, supplied with counterplate. Permits internal/external release.



**DU.V90**  
9765030  
12 Vac/dc horizontal electric lock, supplied with counterplate. Permits internal/external release.



**DU.9990**  
9623010  
Covering plate for DU.V90.



**E.LOCK**  
9765001  
230 Vac vertical electric lock, supplied with counterplate.



**E.LOCKSE**  
9765002  
Extended cylinder for E.LOCK electric lock. It allows to unlock gates up to 55mm-thick from the outside.



**CABLE.24E**  
9171002  
Cable reel with 5 conductors (2 for motor, 3 for encoder) for connecting the encoder device in the 24 Vdc versions.  
**L= 100 m.**



**ID.TA**  
9846019  
Warning board.



**ESA BASIC**  
9176108  
System that reduces the electrical energy consumption. In the 24 Vdc version, the use of ESA BASIC is not compatible with the battery operation.



**KSUN**  
9611004  
KIT for system operation via solar panel. For 24 Vdc models.

**MADE IN ITALY**

## TECHNICAL DATA

	BOB30M	BOB30ME	BOB3024E
Code	9591535	9591446	9591447
Power supply	230 Vac (50-60Hz)	230 Vac (50-60Hz)	230 Vac (50-60Hz)
Motor supply	230 Vac	230 Vac	24 Vdc
Max absorbed current	1.8 A	1.8 A	5.5 A
Max Thrust	2300 N	2300 N	1800 N
Opening time	18"	18"	9" - 21"
Operation cycle	30%	30%	intensive use
Standard stroke	270 mm	270 mm	270 mm
Max stroke	325 mm	325 mm	325 mm
Protection level	IP44	IP44	IP44
Encoder	<b>NO</b>	<b>YES</b>	<b>YES</b>
Operating temperature	-20°C /+50°C	-20°C /+50°C	-20°C /+50°C
Leaf max dimension	3.0 m	3.0 m	3.0 m
Weight	8.6 kg	8.6 kg	8.6 kg
Items no. per pallet	<b>54</b>	<b>54</b>	<b>54</b>
Kits no. per pallet	<b>18</b>	<b>18</b>	<b>18</b>



# BOB50M / BOB5024E



### CONTROL PANELS:

- BOB50M — BRAINY HEADY p.112 p.113
- BOB50ME — BRAINY p.112
- BOB5024E — BRAINY24 p.122**

## AUTOMATIONS FOR SWINGING GATES LINEAR WORM SCREWS

patented FACE gears  
full metal mechanics  
gear and female screw in bronze  
personalised release key  
**up to 5.0 m**



### DESCRIPTION

Reliable, quiet, and quick to install geared motor, thanks to its 2 adjustable mechanical stops for opening and closing. Available in the 230 Vac and 24 Vdc versions. Rolled ball screws Ø 20 mm. Easy access release from above.

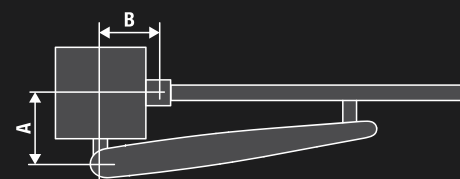
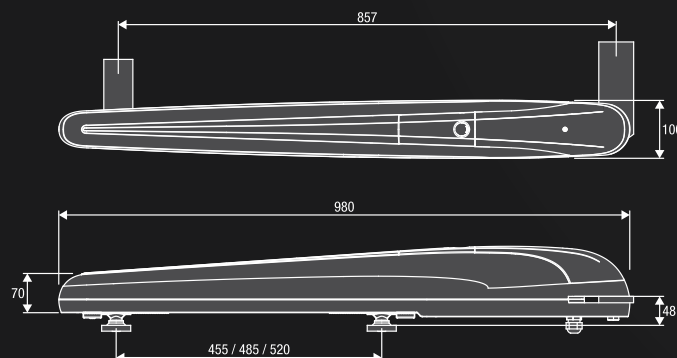
### 230 Vac

- Irreversible 230 Vac electromechanical geared motor
- Available in two versions: one with an easily adjustable limit switch (BOB50M) the other with encoder (BOB50ME)
- The encoder device in the BOB50ME version ensures crush prevention and precision in the gate moving phases

### 24 Vdc intensive use

- Irreversible 24 Vdc electromechanical geared motor for intensive use, equipped with encoder
- The encoder device ensures maximum safety and precision in the gate moving phases
- Amperometric sensor obstacle detection system to prevent crushing
- Optional battery powered operation

### MEASURES



	A	B
BOB50M/E / BOB5024E	150-225	150-225



**B.P.**  
9819005  
Screw-on plate for models in the BOB50 series.




**DU.V96**  
9765035  
12 Vac/dc vertical electric lock, supplied with counterplate. Permits internal/external release.



**DU.V90**  
9765030  
12 Vac/dc horizontal electric lock, supplied with counterplate. Permits internal/external release.



**DU.9990**  
9623010  
Covering plate for DU.V90.



**E.LOCK**  
9765001  
230 Vac vertical electric lock, supplied with counterplate.



**E.LOCKSE**  
9765002  
Extended cylinder for E.LOCK electric lock. It allows to unlock gates up to 55mm-thick from the outside.



**CABLE.24E**  
9171002  
Cable reel with 5 conductors (2 for motor, 3 for encoder) for connecting the encoder device in the 24 Vdc versions.  
**L= 100 m.**









**ID.TA**  
9846019  
Warning board.



**ESA BASIC**  
9176108  
System that reduces the electrical energy consumption. In the 24 Vdc version, the use of ESA BASIC is not compatible with the battery operation.



**KSUN**  
9611004  
KIT for system operation via solar panel. For 24 Vdc models.



**MADE IN ITALY**

TECHNICAL DATA	BOB50M	BOB50ME	BOB5024E
Code	9591022	9591023	9591328
Power supply	230 Vac (50-60Hz)	230 Vac (50-60Hz)	230 Vac (50-60Hz)
Motor supply	230 Vac	230 Vac	24 Vdc
Max absorbed current	1.4 A	1.4 A	6.7 A
Max Thrust	3500 N	3500 N	2200 N
Opening time	26"	26"	21"
Operation cycle	30%	30%	intensive use
Standard stroke	455 mm	455 mm	455 mm
Max stroke	520 mm	520 mm	520 mm
Protection level	IP44	IP44	IP44
Encoder	<b>NO</b>	<b>YES</b>	<b>YES</b>
Operating temperature	-20°C /+50°C	-20°C /+50°C	-20°C /+50°C
Leaf max dimension	5.0 m	5.0 m	5.0 m
Weight	11.6 kg	11.6 kg	11.6 kg
Items no. per pallet	<b>40</b>	<b>40</b>	<b>40</b>





BILL30M



CONTROL PANELS:

BILL30M — BRAINY HEADY

p.112  
p.113

## AUTOMATIONS FOR SWINGING GATES LINEAR TELESCOPIC OPERATOR

personalised release key  
up to 2.5 m

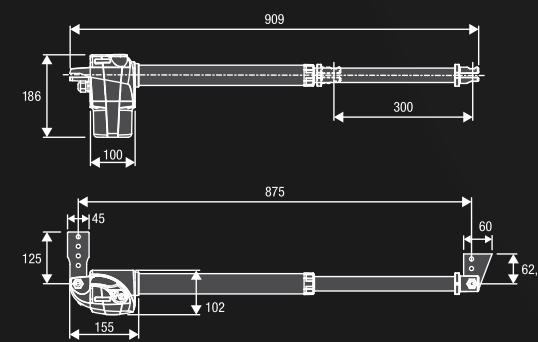


### 230 Vac

- Irreversible 230 Vac electromechanical geared motor with easy access release from above
- Neat design and size, particularly suited to forged iron gates
- Easy and quick to install due to compact size and installation dimensions

- Worm protected by a scraper ring and stainless steel stem, suitable for use in dusty and sandy environments or where there are aggressive atmospheric agents.
- Available in right or left version

MADE IN ITALY




### MEASURES




### COMPLETE KITS

- **KBILL30M** 9592184
- 2 **BILL30M** 230 Vac Operators
- 1 **HEADY** 230 Vac control unit with integrated receiver
- 1 **PUPILLA.F** Pair of photocells
- 1 **LAMPI.LED** 230 Vac Led flashing light with built-in aerial
- 1 **TO.KEY** Metal key selector
- 1 **TO.GO2WV** 433.92 Mhz Transmitter



**B.SR**  
9819310  
Multiposition brackets for one operator BILL30M.



**BILL30.CO**  
9253001  
Telescopic stem cover accessory for models BILL30M.



**DU.V96**  
9765035  
12 Vac/dc vertical electric lock, supplied with counterplate. Permits internal/external release.



**DU.V90**  
9765030  
12 Vac/dc horizontal electric lock, supplied with counterplate. Permits internal/external release.



**DU.9990**  
9623010  
Covering plate for DU.V90.



**E.LOCK**  
9765001  
230 Vac vertical electric lock, supplied with counterplate.








**E.LOCKSE**  
9765002  
Extended cylinder for E.LOCK electric lock. It allows to unlock gates up to 55mm-thick from the outside.



**ID.TA**  
9846019  
Warning board.



**ESA BASIC**  
9176108  
System that reduces the electrical energy consumption.



### TECHNICAL DATA

	BILL30M
Code	9592100 (R) / 9592101 (L)
Power supply	230 Vac (50-60Hz)
Motor supply	230 Vac
Max absorbed current	1.1 A
Max Thrust	2800 N
Opening time	16"
Operation cycle	30%
Standard stroke	300 mm
Max stroke	320 mm
Protection level	IP54
Operating temperature	-20°C / +50°C
Leaf max dimension	2,5 m
Weight	5,7 kg
Items no. per pallet	66
Kits no. per pallet	32



BILL40M



CONTROL PANELS:

BILL40M — BRAINY HEADY

p.112  
p.113

## AUTOMATIONS FOR SWINGING GATES LINEAR TELESCOPIC OPERATOR

personalised release key  
up to 3.5 m

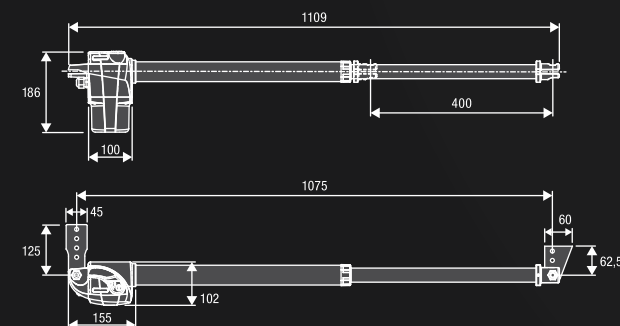


### 230 Vac

- Irreversible 230 Vac electromechanical geared motor with easy access release from above
- Neat design and size, particularly suited to forged iron gates
- Easy and quick to install due to compact size and installation dimensions

- Worm protected by a scraper ring and stainless steel stem, suitable for use in dusty and sandy environments or where there are aggressive atmospheric agents.
- Available in right or left version

**MADE IN ITALY**




### MEASURES




### COMPLETE KITS

- **KBILL40M** 9592188
- 2 **BILL40M** 230 Vac Operators
- 1 **HEADY** 230 Vac control unit with integrated receiver
- 1 **PUPILLA.F** Pair of photocells
- 1 **LAMPI.LED** 230 Vac Led flashing light with built-in aerial
- 1 **TO.KEY** Metal key selector
- 1 **TO.GO2WV** 433.92 Mhz Transmitter



**B.SR**  
9819310  
Multiposition brackets for one operator BILL40M.



**BILL40.CO**  
9253003  
Telescopic stem cover accessory for models BILL40M.



**DU.V96**  
9765035  
12 Vac/dc vertical electric lock, supplied with counterplate. Permits internal/external release.



**DU.V90**  
9765030  
12 Vac/dc horizontal electric lock, supplied with counterplate. Permits internal/external release.



**DU.9990**  
9623010  
Covering plate for DU.V90.



**E.LOCK**  
9765001  
230 Vac vertical electric lock, supplied with counterplate.








**E.LOCKSE**  
9765002  
Extended cylinder for E.LOCK electric lock. It allows to unlock gates up to 55mm-thick from the outside.



**ID.TA**  
9846019  
Warning board.



**ESA BASIC**  
9176108  
System that reduces the electrical energy consumption.



### TECHNICAL DATA

	<b>BILL40M</b>
Code	9592124 (R) / 9592125 (L)
Power supply	230 Vac (50-60Hz)
Motor supply	230 Vac
Max absorbed current	1.1 A
Max Thrust	2800 N
Opening time	18"
Operation cycle	30%
Standard stroke	400 mm
Max stroke	420 mm
Protection level	IP54
Operating temperature	-20°C / +50°C
Leaf max dimension	3,5 m
Weight	6,0 kg
<b>Items no. per pallet</b>	<b>60</b>
<b>Kits no. per pallet</b>	<b>21</b>





BILL50M

### AUTOMATIONS FOR SWINGING GATES LINEAR TELESCOPIC OPERATOR

personalised release key  
up to 4.5 m



#### CONTROL PANELS:

- BILL50M — BRAINY HEADY p.112 p.113
- BILL50ML — BRAINY HEADY p.112 p.113




## 230 Vac

- Irreversible 230 Vac electromechanical geared motor with easy access release from above
- Neat design and size, particularly suited to forged iron gates
- Easy and quick to install due to compact size and installation dimensions

- Worm protected by a scraper ring and stainless steel stem, suitable for use in dusty and sandy environments or where there are aggressive atmospheric agents.
- Available in right or left version
- **BILL50ML version for large doors and confined installation dimensions**



**B.SR**  
9819310  
Multiposition brackets for one operator BILL50M/L.



**BILL50.CO**  
9253002  
Telescopic stem cover accessory for models BILL50M.



**DU.V96**  
9765035  
12 Vac/dc vertical electric lock, supplied with counterplate. Permits internal/external release.



**DU.V90**  
9765030  
12 Vac/dc horizontal electric lock, supplied with counterplate. Permits internal/external release.



**DU.9990**  
9623010  
Covering plate for DU.V90.



**E.LOCK**  
9765001  
230 Vac vertical electric lock, supplied with counterplate.



**E.LOCKSE**  
9765002  
Extended cylinder for E.LOCK electric lock. It allows to unlock gates up to 55mm-thick from the outside.

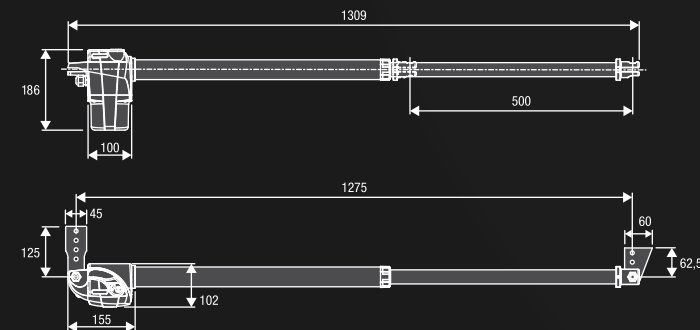


**ID.TA**  
9846019  
Warning board.



**ESA BASIC**  
9176108  
System that reduces the electrical energy consumption.

**MADE IN ITALY**




#### MEASURES

	A	B
<b>BILL50M</b>	180-250	180-250
<b>BILL50ML</b>	120-200	120-200

#### COMPLETE KITS

- **KBILL50M** 9592191
- 2 **BILL50M** 230 Vac Operators
- 1 **HEADY** 230 Vac control unit with integrated receiver
- 1 **PUPILLA.F** Pair of photocells
- 1 **LAMPI.LED** 230 Vac Led flashing light with built-in aerial
- 1 **TO.KEY** Metal key selector
- 1 **TO.GO2WV** 433.92 Mhz Transmitter



#### TECHNICAL DATA

	BILL50M	BILL50ML
Code	9592102 (R) / 9592103 (L)	9592104 (R) / 9592105 (L)
Power supply	230 Vac (50-60Hz)	230 Vac (50-60Hz)
Motor supply	230 Vac	230 Vac
Max absorbed current	1.1 A	1.2 A
Max Thrust	2800 N	3100 N
Opening time	21"	32"
Operation cycle	30%	30%
Standard stroke	500 mm	500 mm
Max stroke	520 mm	520 mm
Protection level	IP54	IP54
Operating temperature	-20°C /+50°C	-20°C /+50°C
Leaf max dimension	4.5 m	4.5 m
Weight	6.3 kg	6.3 kg
<b>Items no. per pallet</b>	<b>60</b>	<b>60</b>
<b>Kits no. per pallet</b>	<b>21</b>	<b>21</b>



**KBN24**



CONTROL PANELS:

**BN.E24** ——— **CP.BN** p.134

## AUTOMATIONS FOR SWINGING GATES ARTICULATED ARM

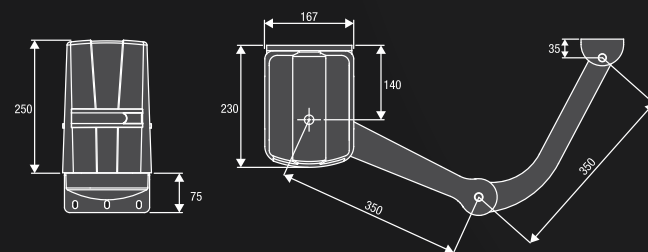
with integrated control box and receiver  
up to 2.1 m



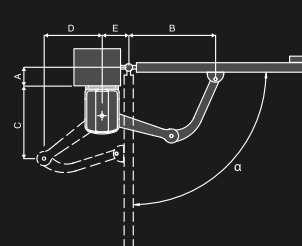
### 24 Vdc <sup>intensive use</sup>

- 24Vdc Self-locking electromechanical operator for intensive use
- Suitable for gates installed on large posts
- Possibility of adjustable external unlock device which allows the system to be operated from outside in the event of a power cut
- Equipped with mechanical stop in opening
- Amperometric sensor obstacle detection system to prevent crushing
- Optional battery powered operation

**MADE IN ITALY**




### MEASURES



	A(mm)	B(mm)	C(mm)	D(mm)	E(mm)	α°
	0	470	382	253	140	90°
	50	470	373	261	140	90°
	100	470	370	264	140	90°
	150	470	375	260	140	90°
	185	470	412	220	160	90°
	0	420	266	327	200	110°
	100	420	305	309	200	105°

### COMPLETE KITS

- KBN24** 9592077
- 1 **BN.E24** 24 Vdc Operator with built-in control unit and receiver
  - 1 **BN.24** 24 Vdc Operator
  - 2 **BA** Articulated arms
  - 1 **PUPILLA.F** Pair of photocells
  - 1 **LAMPI24.LED** 24 Vdc Led flashing light with built-in aerial
  - 1 **TO.KEY** Metal key selector
  - 1 **TO.GO2WV** 433.92 Mhz Transmitter



**BN.SE**  
9090019  
Externally fitted anti-intrusion cable unlock device which allows the gate to be unlocked from outside.



**BA**  
9099053  
Single arm for BN24/BN.E24.



**DU.V96**  
9765035  
12 Vac/dc vertical electric lock, supplied with counterplate. Permits internal/external release.



**DU.V90**  
9765030  
12 Vac/dc horizontal electric lock, supplied with counterplate. Permits internal/external release.



**DU.9990**  
9623010  
Covering plate for DU.V90.




**L.BY**  
9760024  
Control board for electric lock 12/24 Vdc.







**ID.TA**  
9846019  
Warning board.



**ESA BASIC**  
9176108  
System that reduces the electrical energy consumption. In the 24 Vdc version, the use of ESA BASIC is not compatible with the battery operation.



**KSUN**  
9611004  
KIT for system operation via solar panel. For 24 Vdc models.



### TECHNICAL DATA

	<b>BN24</b>	<b>BN.E24</b>
Power supply	-	230 Vac (50-60Hz)
Motor supply	24 Vdc	24 Vdc
Max absorbed current	4,6 A	0,76 A
Torque	125 Nm	125 Nm
Opening time	10"	10"
Operation cycle	intensive use	intensive use
Protection level	IP44	IP44
Mechanical stop	adjustable in opening	adjustable in opening
Built-in control unit	<b>NO</b>	<b>YES</b>
Operating temperature	-20°C /+50°C	-20°C /+50°C
Leaf max dimension	2,1 m	2,1 m
Weight	6 kg	7,9 kg
Version	KIT only	KIT only
Items no. per pallet	-	-
Kits no. per pallet	<b>12</b>	<b>12</b>





# MB24 / MBE24

## AUTOMATIONS FOR SWINGING GATES ARTICULATED ARM

with integrated control box  
personalised release key  
up to 2.5 m

ARM NOT INCLUDED



CONTROL PANELS:

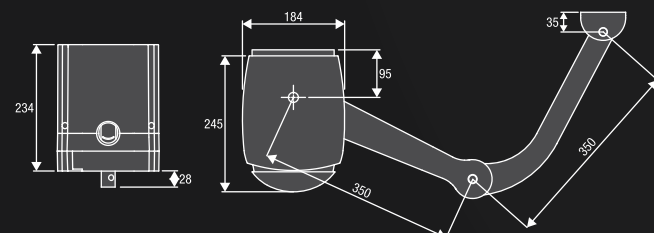
- MBE24 ———> CP.MBY24 p.135
- MB24 ———> BRAINY24 p.122

## 24 Vdc intensive use

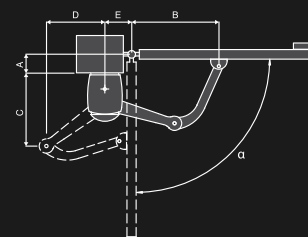
- 24 Vdc self-locking electromechanical operator for intensive use equipped with strong, articulated and anti-shearing arm
- Suitable for gates installed on large posts
- Tempered steel mechanical features to guarantee sturdiness and solidity

- Equipped with open and close limit switch
- Amperometric sensor obstacle detection system to prevent crushing
- Optional battery powered operation

MADE IN ITALY




### MEASURES



A(mm)	B(mm)	C(mm)	D(mm)	E(mm)	α°
0	470	382	253	140	90°
50	470	373	261	140	90°
100	470	370	264	140	90°
150	470	375	260	140	90°
185	470	412	220	160	90°
200	440	417	147	200	90°
0	420	266	327	200	110°
100	420	305	309	200	105°

### COMPLETE KITS

- KMB24** 9592071
- 1 MBE24 24 Vdc Operator with built-in control unit and receiver
- 1 MB24 24 Vdc Operators
- 2 BA Articulated arms
- 1 PUPILLA.F Pair of photocells
- 1 LAMPI24.LED 24 Vdc Led flashing light with built-in aerial
- 1 TO.KEY Metal key selector
- 1 TO.GO2WV 433.92 Mhz Transmitter



<b>BA</b> 9099053 Single arm for MB24/MBE24.	<b>BS</b> 9099052 Sliding arm for MB24/MBE24.	<b>MB.CP2</b> 9623050 Set of counter plates for two operators, suitable for the installation on columns made of stones.	<b>MB.SE</b> 9099012 Externally fitted anti-intrusion cable unlock device which allows the gate to be unlocked from outside.	<b>DU.V96</b> 9765035 12 Vac/dc vertical electric lock, supplied with counterplate. Permits internal/external release.	<b>DU.V90</b> 9765030 12 Vac/dc horizontal electric lock, supplied with counterplate. Permits internal/external release.
<b>DU.9990</b> 9623010 Covering plate for DU.V90.	<b>ID.TA</b> 9846019 Warning board.	<b>ESA BASIC</b> 9176108 System that reduces the electrical energy consumption. In the 24 Vdc version, the use of ESA BASIC is not compatible with the battery operation.	<b>KSUN</b> 9611004 KIT for system operation via solar panel. For 24 Vdc models.		

TECHNICAL DATA	MB24	MBE24
Code	9590330	9590613
Power supply	-	230 Vac (50-60Hz)
Motor supply	24 Vdc	24 Vdc
Max absorbed current	6.2 A	0.76 A
Torque	180 Nm	180 Nm
Opening time	10"	10"
Operation cycle	intensive use	intensive use
Protection level	IP44	IP44
Built-in control unit	<b>NO</b>	<b>YES</b>
Operating temperature	-20°C /+50°C	-20°C /+50°C
Leaf max dimension	2.5 m	2.5 m
Weight	9 kg	10.7 kg
Items no. per pallet	<b>42</b>	<b>42</b>
Kits no. per pallet	<b>12</b>	<b>12</b>



CONTROL PANELS:

- PR.45E — BRAINY HEADY p.112 p.113
- PR.45EL — BRAINY HEADY p.112 p.113
- PR.45E24 — BRAINY24 p.122

AUTOMATIONS FOR SWINGING GATES  
ARTICULATED ARM

personalised release key  
up to 4.0 m

ARM NOT INCLUDED



DESCRIPTION

Irreversible geared motor suitable for gates installed on large columns, available in 230 Vac and 24 Vdc versions. Built-in electromechanical open and close limit switches, with sturdy articulated anti-shearing arm in galvanised steel.

230 Vac

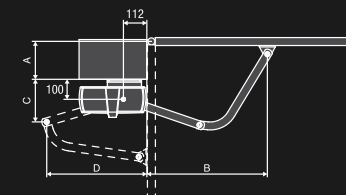
- Irreversible 230 Vac electromechanical geared motor also available in the PR.45EL version for large doors

24 Vdc intensive use

- Irreversible 24 Vdc geared motor for intensive use
- Amperometric sensor obstacle detection system to prevent crushing
- Optional battery powered operation

MADE IN ITALY

MEASURES



A(mm)	B(mm)	C(mm)	D(mm)
50	883	277	429
150	851	181	466
200	828	117	475
250	800	32	469
300	846	28	468


COMPLETE KITS

KPR 9592073

- 2 PR.45E 230 Vac Operators
- 2 DU.E2 Articulated arms
- 1 HEADY 230 Vac control unit with integrated receiver
- 1 PUPILLA.F Pair of photocells
- 1 LAMPI.LED 230 Vac Led flashing light with built-in aerial
- 1 TO.KEY Metal key selector
- 1 TO.GO2WV 433.92 Mhz Transmitter

KPR.24 9592074

- 2 PR.45E24 24 Vdc Operators
- 1 BRAINY24 230 Vac control unit with integrated receiver
- 2 DU.E2 Articulated arms
- 1 PUPILLA.F Pair of photocells
- 1 LAMPI24.LED 24 Vdc Led flashing light with built-in aerial
- 1 TO.KEY Metal key selector
- 1 TO.GO2WV 433.92 Mhz Transmitter



**DU.E2**  
9099011  
Single galvanized steel arm for PR.45/PR.45EL/PR.45E24.



**MB.SE**  
9099012  
Externally fitted anti-intrusion cable unlock device which allows the gate to be unlocked from outside.



**DU.V96**  
9765035  
12 Vac/dc vertical electric lock, supplied with counterplate. Permits internal/external release.



**DU.V90**  
9765030  
12 Vac/dc horizontal electric lock, supplied with counterplate. Permits internal/external release.



**DU.9990**  
9623010  
Covering plate for DU.V90.



**E.LOCK**  
9765001  
230 Vac vertical electric lock, supplied with counterplate.



**E.LOCKSE**  
9765002  
Extended cylinder for E.LOCK electric lock. It allows to unlock gates up to 55mm-thick from the outside.








**ID.TA**  
9846019  
Warning board.



**ESA BASIC**  
9176108  
System that reduces the electrical energy consumption. In the 24 Vdc version, the use of ESA BASIC is not compatible with the battery operation.



**KSUN**  
9611004  
KIT for system operation via solar panel. For 24 Vdc models.



TECHNICAL DATA	PR.45E	PR.45EL	PR.45E24
Code	9590684	9590685	9590686
Power supply	230 Vac (50-60Hz)	230 Vac (50-60Hz)	230 Vac (50-60Hz)
Motor supply	230 Vac	230 Vac	24 Vdc
Max absorbed current	1.75 A	1.45 A	9 A
Torque	325 Nm	300 Nm	320 Nm
Opening time	13"	20"	9"
Operation cycle	30%	30%	intensive use
Protection level	IP44	IP44	IP44
Operating temperature	-20°C /+50°C	-20°C /+50°C	-20°C /+50°C
Leaf max dimension	3 m	4 m	3 m
Weight	13 kg	13 kg	13 kg
Items no. per pallet	68	68	68
Kits no. per pallet	12	-	12





# DU.IT14N / DU.IT24NVE

## AUTOMATIONS FOR SWINGING GATES UNDERGROUND INSTALLATION

up to 3.5 m

### DUIT.BR ACCESSORY AVAILABLE

(FOR THE ADJUSTMENT OF THE MOST FOUNDATION BOXES IN THE MARKET)



#### CONTROL PANELS:

DU.IT14N — BRAINY HEADY p.112 p.113

DU.IT14NV — BRAINY HEADY p.112 p.113

DU.IT24NVE — BRAINY24 p.122

### DESCRIPTION

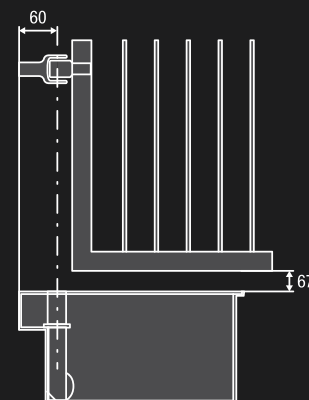
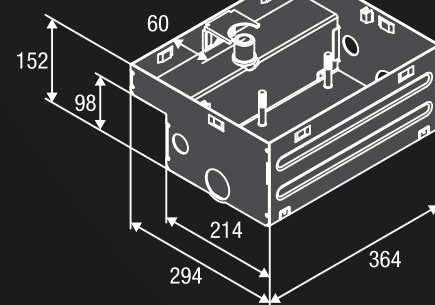
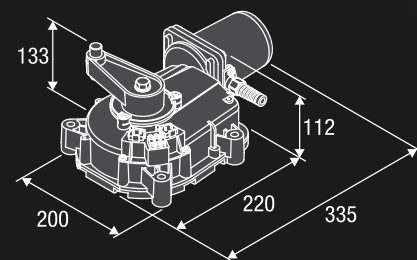
Irreversible electromechanical geared motor available in 230 Vac and 24 Vdc version, with the option of opening to 180°. Full metal mechanics and built-in mechanical stop.

### 230 Vac

- Irreversible 230 Vac electromechanical geared motor
- Also available in the fast version (DU.IT14NV)

### 24 Vdc | intensive use

- Irreversible 24 Vdc electromechanical geared motor for intensive use, equipped with encoder
- The encoder device ensures maximum safety and precision in the gate moving phases
- Amperometric sensor obstacle detection system to prevent crushing
- Optional battery powered operation



**DU.ITIX**  
9150039  
Self-supporting stainless steel foundation box, max opening of 110°. Comes only with cover, requires an unlocking accessory SB.DUIT.L or SB.DUIT.K.



**DU.ITCF**  
9150043  
Self-supporting foundation box with cataphoresis coating, max opening of 110°. Comes only with cover, requires an unlocking accessory SB.DUIT.L or SB.DUIT.K.



**SB.DUIT.K**  
9747101  
Unlocking kit consisting of an unlocking system with personalized key and components to connect the motor to the gate. Mechanical stop included.



**SB.DUIT.L**  
9747099  
Unlocking kit consisting of an unlocking system with hex key and components to connect the motor to the gate. Mechanical stop included.



**SB.DU180.K**  
9747097  
180° release device for DU.IT14N/NV/NVE with personalized key.



**SB.DU180.L**  
9747098  
180° release device for DU.IT14N/NV/NVE with hex key.



**DU.ITST**  
9747083  
Adjustable mechanical open stop 75°/80°/85°/90°/95°/100°.



**DU.V96**  
9765035  
12 Vac/dc vertical electric lock, supplied with counterplate. Permits internal/external release.



**DU.V90**  
9765030  
12 Vac/dc horizontal electric lock, supplied with counterplate. Permits internal/external release.



**DU.9990**  
9623010  
Covering plate for DU.V90.



**E.LOCK**  
9765001  
230 Vac vertical electric lock, supplied with counterplate.



**E.LOCKSE**  
9765002  
Extended cylinder for E.LOCK electric lock. It allows to unlock gates up to 55mm-thick from the outside.



**DUIT.BR**  
595.01  
Adaptors for the installation of 2 operators compatible with the most common foundation boxes in the market.



**DU.FCN**  
9567015  
Water-proof limit switches device for DU.IT14N/NV/24NVE.



**CABLE.24E**  
9171002  
Cable reel with 5 conductors (2 for motor, 3 for encoder) for connecting the encoder device in the 24 Vdc versions.  
**L= 100 m.**



**ID.TA**  
9846019  
Warning board.



**ESA BASIC**  
9176108  
System that reduces the electrical energy consumption. In the 24 Vdc version, the use of ESA BASIC is not compatible with the battery operation.



**KSUN**  
9611004  
KIT for system operation via solar panel. For 24 Vdc models.

**MADE IN ITALY**

TECHNICAL DATA	DU.IT14N	DU.IT14NV	DU.IT24NVE
Code	9590162	9591278	9591457
Power supply	230 Vac (50-60Hz)	230 Vac (50-60Hz)	230 Vac (50-60Hz)
Motor supply	230 Vac	230 Vac	24 Vdc
Max absorbed current	1.6 A	1.6 A	11 A
Torque	370 Nm	220 Nm	280 Nm
Opening time	22"	11"	15"
Operation cycle	30%	40%	intensive use
Protection level	IP67	IP67	IP67
Operating temperature	-20°C /+50°C	-20°C /+50°C	-20°C /+50°C
Leaf max dimension	3.5 m	2.1 m	3.5 m
Encoder	<b>NO</b>	<b>NO</b>	<b>YES</b>
Weight	11.6 kg	11.6 kg	10 kg
Items no. per pallet	<b>44</b>	<b>44</b>	<b>44</b>
No. of foundation boxes per pallet	<b>32</b>	<b>32</b>	<b>32</b>



DU.350N



CONTROL PANELS:

- DU.350N — BRAINY HEADY p.112 p.113
- DU.350NV — BRAINY HEADY p.112 p.113
- DU.350NVE — BRAINY p.112

**AUTOMATIONS FOR SWINGING GATES UNDERGROUND INSTALLATION**

oil submerged gear up to 4.0 m

AVAILABLE FROM JULY 2014  
VERSION WITH BUILT-IN  
DU.350NVE ENCODER

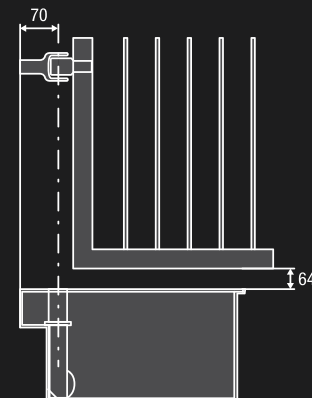
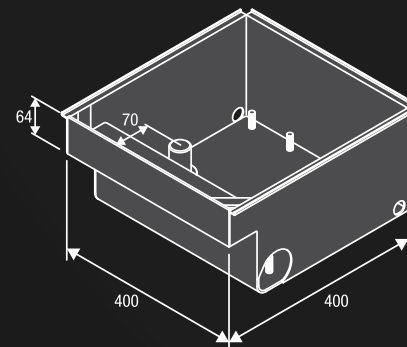
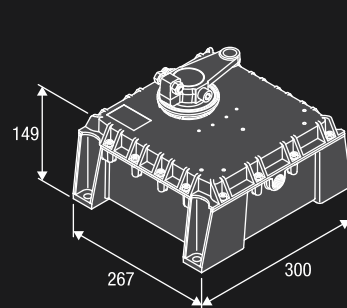
CAMS' DISK  
NOT INCLUDED



230 Vac

- Irreversible electromechanical geared motors for gates of considerable sizes
- Adjustable mechanical stop included
- Electromechanical limit switches available as accessory (DU.350FC)

- Available in the fast version (DU.350NV) for doors up to 3 m
- The version with the DU.350NVE encoder ensures crush prevention and precision in the gate moving phases



**DU.350CF**  
9150021  
Self-supporting foundation box with cataphoresis coating, max opening of 110°. Comes only with cover, requires an unlocking accessory SB. DU350.L or SB. DU350.K.



**SB.DU350.K**  
9747102  
Unlocking kit consisting of an unlocking system with personalized key and components to connect the motor to the gate. Mechanical stop included.



**SB.DU350.L**  
9747100  
Unlocking kit consisting of an unlocking system with hex key and components to connect the motor to the gate. Mechanical stop included.



**SB.180.K**  
9747095  
180° release device for DU.350N/NV/E with personalized key.



**SB.180.L**  
9747096  
180° release device for DU.350N/NV/E with hex key.



**DU.350ST**  
9747084  
Adjustable mechanical open stop 80°/85°/90°/95°/100°/105°.



**DU.V96**  
9765035  
12 Vac/dc vertical electric lock, supplied with counterplate. Permits internal/external release.



**DU.V90**  
9765030  
12 Vac/dc horizontal electric lock, supplied with counterplate. Permits internal/external release.



**DU.9990**  
9623010  
Covering plate for DU.V90.



**E.LOCK**  
9765001  
230 Vac vertical electric lock, supplied with counterplate.



**E.LOCKSE**  
9765002  
Extended cylinder for E.LOCK electric lock. It allows to unlock gates up to 55mm-thick from the outside.



**DU.350FC**  
9567001  
Waterproof limit switches with cams' disc included for DU.350N/NV.



**ID.TA**  
9846019  
Warning board.



**ESA BASIC**  
9176108  
System that reduces the electrical energy consumption.

**MADE IN ITALY**

TECHNICAL DATA	DU.350N	DU.350NV	DU.350NVE
Code	9590695	9590753	9592029
Power supply	230 Vac (50-60Hz)	230 Vac (50-60Hz)	230 Vac (50-60Hz)
Motor supply	230 Vac	230 Vac	230 Vac
Max absorbed current	1.7 A	1.7 A	1.7 A
Torque	450 Nm	370 Nm	370 Nm
Opening time	22"	16"	16"
Operation cycle	intensive use	intensive use	intensive use
Protection level	IP67	IP67	IP67
Encoder	<b>NO</b>	<b>NO</b>	<b>YES</b>
Operating temperature	-20°C /+50°C	-20°C /+50°C	-20°C /+50°C
Leaf max dimension	4 m	3 m	3 m
Lubrication	<b>OIL</b>	<b>OIL</b>	<b>OIL</b>
Weight	18.5 kg	20.3 kg	20.3 kg
Items no. per pallet	<b>32</b>	<b>32</b>	<b>32</b>
No. of foundation boxes per pallet	<b>24</b>	<b>24</b>	<b>24</b>

DU.350N AUTOMATIONS FOR SWINGING GATES





**RESIDENTIAL  
USE**

<b>KPONY</b> up to 350 kg	24 Vdc	<b>KPONY</b>
<b>BULL424</b> up to 450 kg	24 Vdc intensive use	<b>BULL424ESA</b> <b>KBULL424</b>
<b>BULL5</b> up to 500 kg	230 Vac	BULL5M KBULL5M
<b>BULL624</b> up to 600 kg	24 Vdc intensive use	<b>BULL624ESA</b> <b>BULL624ESA.S</b> <b>KBULL624</b>
<b>BULL8</b> up to 800 kg	230 Vac	BULL8M BULL8M.S KBULL8M

CONTROL PANELS

**CP.PONY\***

**CP.B24ESA\***  
**CP.B24ESA\***

CP.CORE\*  
CP.CORE\*

**CP.B24ESA\***  
**CP.B24ESA\***  
**CP.B24ESA\***

CP.BULL8-OM\*  
CP.BULL8-OM\*  
CP.BULL8-OM\*

**COMMERCIAL  
USE**

<b>BULL8</b> up to 800 kg	230 Vac	BULL8OM BULL8OM.S KBULL8OM
<b>BULL10</b> up to 1,000 kg	230 Vac	BULL10M BULL10M.S
	24 Vdc intensive use	<b>BULL1024ESA</b> <b>BULL1024ESA.S</b>
<b>BULL15</b> up to 1,500 kg	230 Vac	BULL15M BULL15M.S

CONTROL PANELS

CP.BULL8-OM\*  
CP.BULL8-OM\*  
CP.BULL8-OM\*

CP.BULL-RI\*  
CP.BULL-RI\*

**CP.B1024ESA\***  
**CP.B1024ESA\***

CP.BULL-RI\*  
CP.BULL-RI\*

**INDUSTRIAL  
USE**

<b>BULL20</b> up to 2,000 kg	230 Vac	BULL20M BULL20M.S
	400 Vac intensive use	BULL20T BULL20T.S
<b>BISON20</b> up to 2,000 kg	230 Vac intensive use	BISON20 OM
<b>BISON25</b> up to 2,500 kg	230 Vac three-phase intensive use	BISON25 OTI
<b>BISON35</b> up to 3,500 kg	230 Vac three-phase intensive use	BISON35 OTI
		BISON35 OTI L
<b>BISON45</b> up to 4,500 kg	400 Vac intensive use	BISON45 OTI

CONTROL PANELS

CP.BULL-RI\*  
CP.BULL-RI\*

THINK / START  
THINK / START

CP.BISON OM\*

CP.BISON OTI\*

CP.BISON OTI\*  
CP.BISON OTI L\*

CP.BISON OTI\*

\* Built-in control panel



**KPONY**



CONTROL PANELS:

PONY ——— CP.PONY p.136

## AUTOMATIONS FOR SLIDING GATES RESIDENTIAL USE

with integrated control box and receiver  
up to 350 kg



## 24 Vdc


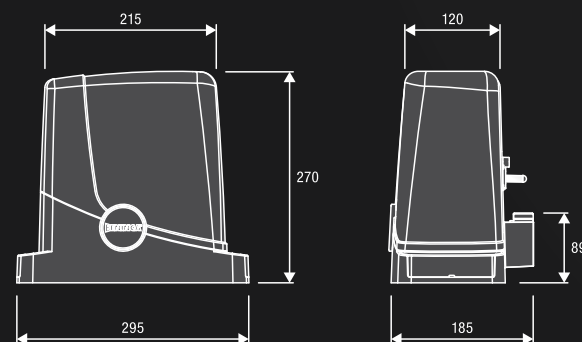
- 24 Vdc geared motor with built-in control unit and energy saving ESA SYSTEM
- Amperometric sensor obstacle detection system to prevent crushing
- Battery back up system ready
- The control unit is positioned in such a way as to make programming operations simple, easy and immediate

**MADE IN ITALY**



### ■ COMPLETE KITS

#### **KPONY** 9592170



- 1 **PONY324** 24 Vdc Operator with control panel and built-in receiver. ESA SYSTEM technology included
- 1 **PUPILLA.F** Pair of photocells
- 1 **TO.GO2WV** 433.92 Mhz Transmitter






**RI.M4F**  
9272010  
M4 rack 30x12x1000mm slotted and galvanized. Supplied with M6 metric screws and threaded spacers.  
**Packaging: 4 pcs**



**RI.M4Z**  
9272030  
M4 galvanized rack (22x22x2000 mm).  
**Packaging: 2 pcs**






**RI.M4P**  
9272020  
M4 Nylon rack with steel core, 28x40x1000 mm. Slotted, supplied with self-drilling screws.  
**Packaging: 10 pcs**





**MLS**  
9387001  
Magnetic limit switches for PONY. Suitable for snowy places.



**ID.TA**  
9846019  
Warning board.



**KSUN**  
9611004  
KIT for system operation via solar panel. For 24 Vdc models.



TECHNICAL DATA	PONY324
Power supply	230 Vac (50-60Hz)
Motor supply	24 Vdc
Max absorbed current	0.6 A
Power consumption in stand-by	8 mA
Max Thrust	321 N
Opening speed	10 m/min
Operation cycle	30%
Protection level	IP44
Operating temperature	-20°C /+50°C
Max gate weight	350 kg
Driving gear for rack	M4 Z14
Weight	6.8 kg
Version	KIT only
Items no. per pallet	-
Kits no. per pallet	36





# BULL424ESA



CONTROL PANELS:

BULL424ESA — CP.B24ESA p.137

## AUTOMATIONS FOR SLIDING GATES RESIDENTIAL USE

control with built-in encoder and receiver  
personalised release key  
**up to 450 kg**



**BULL.P3**

Raised foundation plate included.  
Floor fixing distance 260 x 117, no. 4 Ø 11,  
motor fixing distance 300 x 75 no. 4

### 24 Vdc **intensive use**

- 24 Vdc geared motor for intensive use, with built-in control unit, ESA SYSTEM and encoder
- The encoder device ensures maximum safety and precision in the gate moving phases
- Amperometric sensor obstacle detection system to prevent crushing
- Battery back up system ready
- Full metal release system
- Magnetic limit switches accessory available (MLS)

BULL424ESA AUTOMATIONS FOR SLIDING GATES



**RI.M4F**  
9272010

M4 rack 30x12x1000mm slotted and galvanized. Supplied with M6 metric screws and threaded spacers.

**Packaging: 4 pcs**



**RI.M4Z**  
9272030

M4 galvanized rack (22x22x2000 mm).


**Packaging: 2 pcs**



**RI.M4P**  
9272020

M4 Nylon rack with steel core, 28x40x1000 mm. Slotted, supplied with self-drilling screws.

**Packaging: 10 pcs**



**MLS**  
9387001

Magnetic limit switches for BULL. Suitable for snowy places.



**SB.BULL8.F**  
9747025

Wire release accessory (L=4.5m).



**MB.SE**  
9090012

Externally fitted anti-intrusion cable unlock device which allows the gate to be unlocked from outside.









**ID.TA**  
9846019

Warning board.



**KSUN**  
9611004

KIT for system operation via solar panel. For 24 Vdc models.

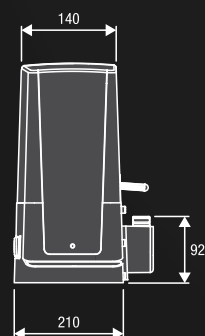
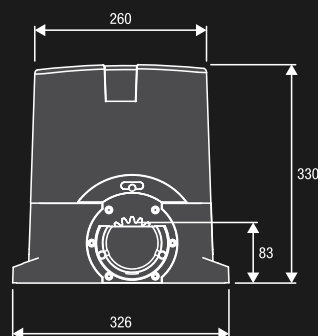



**MADE IN ITALY**

### COMPLETE KITS

#### **KBULL424** 9592090

- 1 **BULL424ESA** 24 Vdc Operator with control panel and built-in receiver. ESA SYSTEM technology included
- 1 **PUPILLA.F** Pair of photocells
- 1 **LAMPI24.LED** 24 Vdc Led flashing light with built-in aerial
- 1 **TO.KEY** Metal key selector
- 1 **TO.GO2WV** 433.92 Mhz Transmitter



### TECHNICAL DATA

	<b>BULL424ESA</b>
Code	9591433
Power supply	230 Vac (50-60Hz)
Motor supply	24 Vdc
Max absorbed current	0.4 A
Power consumption in stand-by	8 mA
Max Thrust	428 N
Opening speed	6.7-11 m/min
Operation cycle	intensive use
Protection level	IP44
Operating temperature	-20°C / +50°C
Max gate weight	450 kg
Driving gear for rack	M4 Z14
Weight	10.2 kg
<b>Items no. per pallet</b>	<b>36</b>
<b>Kits no. per pallet</b>	<b>30</b>

BENINCA  
TECHNOLOGY TO OPEN



BULL5M



CONTROL PANELS:

BULL5M ——— CP.CORE p.127

### AUTOMATIONS FOR SLIDING GATES RESIDENTIAL USE

with integrated control box and receiver  
personalised release key  
**up to 500 kg**



**BULL.P3**

Raised foundation plate included.  
Floor fixing distance 260 x 117, no. 4 Ø 11,  
motor fixing distance 300 x 75 no. 4

### 230 Vac

- Electromechanical 230 Vac geared motor with built-in control unit
- Optional encoder connection using MAG.E accessory
- The encoder device ensures crush prevention and precision in the gate moving phases
- Full metal release system
- Magnetic limit switches accessory available (MLS)

BULL5M AUTOMATIONS FOR SLIDING GATES



**RI.M4F**  
9272010  
M4 rack 30x12x1000mm slotted and galvanized. Supplied with M6 metric screws and threaded spacers.  
**Packaging: 4 pcs**



**RI.M4Z**  
9272030  
M4 galvanized rack (22x22x2000 mm).  
**Packaging: 2 pcs**



**RI.M4P**  
9272020  
M4 Nylon rack with steel core, 28x40x1000 mm. Slotted, supplied with self-drilling screws.  
**Packaging: 10 pcs**



**MAG.E**  
9760021  
Magnetic sensor device to detect obstacles and manage deceleration.



**MLS**  
9387001  
Magnetic limit switches for BULL. Suitable for snowy places.



**SB.BULL8.F**  
9747025  
Wire release accessory (L=4.5m).








**MB.SE**  
9090012  
Externally fitted anti-intrusion cable lock device which allows the gate to be unlocked from outside.



**ID.TA**  
9846019  
Warning board.



**ESA BASIC**  
9176108  
System that reduces the electrical energy consumption.

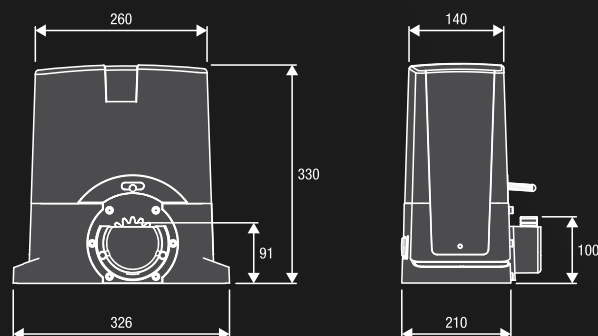



**MADE IN ITALY**

### COMPLETE KITS

**KBULL5M** 9592091

- 1 **BULL5M** 230 Vac Operator with control unit and built-in receiver
- 1 **PUPILLA.F** Pair of photocells
- 1 **LAMPI.LED** 230 Vac Led flashing light with built-in aerial
- 1 **TO.KEY** Metal key selector
- 1 **TO.GO2WV** 433.92 Mhz Transmitter



### TECHNICAL DATA

	<b>BULL5M</b>
Code	9591434
Power supply	230 Vac (50-60Hz)
Motor supply	230 Vac
Max absorbed current	1.3 A
Max Thrust	650 N
Opening speed	10,5 m/min
Operation cycle	30%
Protection level	IP44
Operating temperature	-20°C / +50°C
Max gate weight	500 kg
Driving gear for rack	M4 Z18
Weight	10.6 kg
<b>Items no. per pallet</b>	<b>36</b>
<b>Kits no. per pallet</b>	<b>30</b>

BENINCA  
TECHNOLOGY TO OPEN





# BULL624ESA



### CONTROL PANELS:

**BULL624ESA** → **CP.B24ESA** p.137

**BULL624ESA.S** → **CP.B24ESA** p.137

## AUTOMATIONS FOR SLIDING GATES RESIDENTIAL USE

control with built-in encoder and receiver  
personalised release key  
**up to 600 kg**



**BULL.P3**

Raised foundation plate included.  
Floor fixing distance 260 x 117, no. 4 Ø 11,  
motor fixing distance 300 x 75 no. 4

## 24 Vdc **intensive use**

- 24 Vdc geared motor for intensive use, with built-in control unit, ESA SYSTEM and encoder
- The encoder device ensures maximum safety and precision in the gate moving phases
- Amperometric sensor obstacle detection system to prevent crushing
- Battery back up system ready
- Full metal release system
- Version with magnetic limit switches available (BULL624ESA.S)



**RI.M4F**  
9272010

M4 rack 30x12x1000mm slotted and galvanized. Supplied with M6 metric screws and threaded spacers.  
**Packaging: 4 pcs**



**RI.M4Z**  
9272030

M4 galvanized rack (22x22x2000 mm).  
**Packaging: 2 pcs**



**RI.M4P**  
9272020

M4 Nylon rack with steel core, 28x40x1000 mm. Slotted, supplied with self-drilling screws.  
**Packaging: 10 pcs**



**SB.BULL8.F**  
9747025

Wire release accessory (L=4.5m).



**MB.SE**  
9090012

Externally fitted anti-intrusion cable unlock device which allows the gate to be unlocked from outside.













**ID.TA**  
9846019

Warning board.



**KSUN**  
9611004

KIT for system operation via solar panel. For 24 Vdc models.



**MADE IN ITALY**

### COMPLETE KITS

#### **KBULL624** 9592092


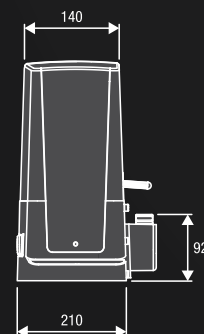
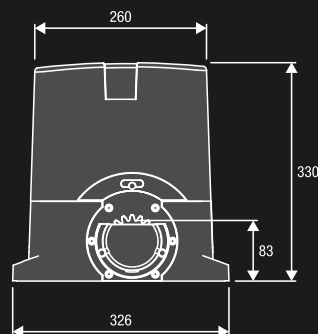
1 **BULL624ESA** 24 Vdc Operator with control panel and built-in receiver. ESA SYSTEM technology included

1 **PUPILLA.F** Pair of photocells

1 **LAMPI24.LED** Lampeggiante 24 Vdc a LED con antenna integrata

1 **TO.KEY** Metal key selector

1 **TO.GO2WV** 433.92 Mhz Transmitter



### TECHNICAL DATA

	<b>BULL624ESA</b>	<b>BULL624ESA.S</b>
Code	9591465	9591480
Power supply	230 Vac (50-60Hz)	230 Vac (50-60Hz)
Motor supply	24 Vdc	24 Vdc
Max absorbed current	0.5 A	0.5 A
Power consumption in stand-by	8 mA	8 mA
Max Thrust	857 N	857 N
Opening speed	5.8-9.75 m/min	5.8-9.75 m/min
Operation cycle	intensive use	intensive use
Protection level	IP44	IP44
Magnetic limit switches	<b>NO</b>	<b>YES</b>
Operating temperature	-20°C / +50°C	-20°C / +50°C
Max gate weight	600 kg	600 kg
Driving gear for rack	M4 Z14	M4 Z14
Weight	11.6 kg	11.6 kg
<b>Items no. per pallet</b>	<b>36</b>	<b>36</b>
<b>Kits no. per pallet</b>	<b>30</b>	-



BULL8M



CONTROL PANELS:

BULL8M ———> CP.BULL8-OM p.128

BULL8M.S ———> CP.BULL8-OM p.128

**AUTOMATIONS FOR SLIDING GATES  
RESIDENTIAL USE**

control with built-in encoder and receiver  
personalised release key  
**up to 800 kg**



230 Vac

- Electromechanical 230 Vac geared motor with built-in control unit and encoder
- The encoder device ensures crush prevention and precision in the gate moving phases
- Full metal release system
- Version with magnetic limit switches available (BULL8M.S)

**BULL.P3**

Raised foundation plate included.  
Floor fixing distance 260 x 117, no. 4 Ø 11,  
motor fixing distance 300 x 75 no. 4



**RI.M4F**  
9272010  
M4 rack 30x12x1000mm slotted and galvanized. Supplied with M6 metric screws and threaded spacers.  
**Packaging: 4 pcs**



**RI.M4Z**  
9272030  
M4 galvanized rack (22x22x2000 mm).  
**Packaging: 2 pcs**



**RI.M4P**  
9272020  
M4 Nylon rack with steel core, 28x40x1000 mm. Slotted, supplied with self-drilling screws.  
**Packaging: 10 pcs**



**SB.BULL8.F**  
9747025  
Wire release accessory (L=4.5m).












**MB.SE**  
9090012  
Externally fitted anti-intrusion cable unlock device which allows the gate to be unlocked from outside.



**ID.TA**  
9846019  
Warning board.



**ESA BASIC**  
9176108  
System that reduces the electrical energy consumption.


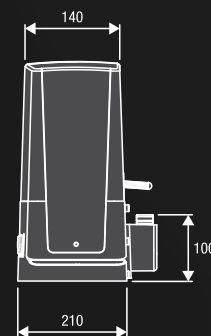
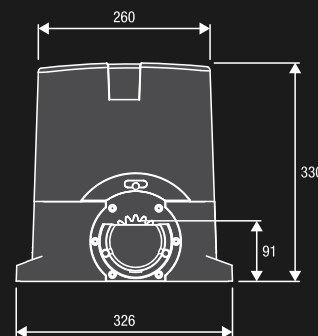


**MADE IN ITALY**

■ COMPLETE KITS

**KBULL8M** 9592097

- 1 **BULL8M** 230 Vac Operator with control unit and built-in receiver
- 1 **PUPILLA.F** Pair of photocells
- 1 **LAMPI.LED** 230 Vac Led flashing light with built-in aerial
- 1 **TO.KEY** Metal key selector
- 1 **TO.GO2WV** 433.92 Mhz Transmitter



TECHNICAL DATA	BULL8M	BULL8M.S
Code	9591522	9591524
Power supply	230 Vac (50-60Hz)	230 Vac (50-60Hz)
Motor supply	230 Vac	230 Vac
Max absorbed current	2.6 A	2.6 A
Max Thrust	940 N	940 N
Opening speed	10.5 m/min	10.5 m/min
Operation cycle	30%	30%
Protection level	IP44	IP44
Magnetic limit switches	<b>NO</b>	<b>YES</b>
Operating temperature	-20°C /+50°C	-20°C /+50°C
Max gate weight	800 kg	800 kg
Driving gear for rack	M4 Z18	M4 Z18
Weight	11.4 kg	11.4 kg
Items no. per pallet	<b>36</b>	<b>36</b>
Kits no. per pallet	<b>30</b>	-

BULL8M AUTOMATIONS FOR SLIDING GATES

BENINCA





# BULL8 OM



### CONTROL PANELS:

BULL8 OM ———> CP.BULL8-OM p.128

BULL8 OM.S ———> CP.BULL8-OM p.128

## AUTOMATIONS FOR SLIDING GATES COMMERCIAL USE

- control with built-in encoder and receiver
- personalised release key
- oil lubrication
- up to 800 kg**



**BULL.P3**

Raised foundation plate included.  
Floor fixing distance 260 x 117, no. 4 Ø 11,  
motor fixing distance 300 x 75 no. 4

## 230 Vac

- Electromechanical 230 Vac geared motor with built-in control unit and encoder
- The encoder device ensures crush prevention and precision in the gate moving phases
- Full metal mechanics and oil lubrication ensure maximum gear durability. The type of oil used is also particularly effective, and ensures maximum efficiency even at low temperatures
- Reduced mechanical wear on components
- Full metal release system
- Version with magnetic limit switches available (BULL8OM.S)



**RI.M4F**  
9272010  
M4 rack 30x12x1000mm slotted and galvanized. Supplied with M6 metric screws and threaded spacers.  
**Packaging: 4 pcs**



**RI.M4Z**  
9272030  
M4 galvanized rack (22x22x2000 mm).  
**Packaging: 2 pcs**



**RI.M4P**  
9272020  
M4 Nylon rack with steel core, 28x40x1000 mm. Slotted, supplied with self-drilling screws.  
**Packaging: 10 pcs**



**SB.BULL8.F**  
9747025  
Wire release accessory (L=4.5m).







**MB.SE**  
9090012  
Externally fitted anti-intrusion cable unlock device which allows the gate to be unlocked from outside.



**ID.TA**  
9846019  
Warning board.



**ESA BASIC**  
9176108  
System that reduces the electrical energy consumption.


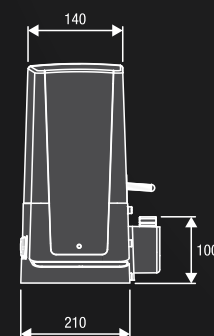
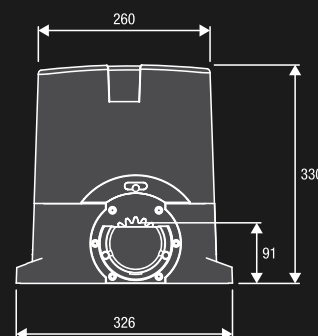


**MADE IN ITALY**

### COMPLETE KITS

#### **KBULL8OM** 9592098

- 1 **BULL8OM** 230 Vac Operator with control unit and built-in receiver
- 1 **PUPILLA.F** Pair of photocells
- 1 **LAMPI.LED** 230 Vac Led flashing light with built-in aerial
- 1 **TO.KEY** Metal key selector
- 1 **TO.GO2WV** 433.92 Mhz Transmitter



### TECHNICAL DATA

	<b>BULL8 OM</b>	<b>BULL8 OM.S</b>
Code	9591523	9591497
Power supply	230 Vac (50-60Hz)	230 Vac (50-60Hz)
Motor supply	230 Vac	230 Vac
Max absorbed current	2.6 A	2.6 A
Max Thrust	940 N	940 N
Opening speed	10.5 m/min	10.5 m/min
Operation cycle	40%	40%
Protection level	IP44	IP44
Magnetic limit switches	<b>NO</b>	<b>YES</b>
Operating temperature	-20°C /+50°C	-20°C /+50°C
Lubrication	<b>OIL</b>	<b>OIL</b>
Max gate weight	800 kg	800 kg
Driving gear for rack	M4 Z18	M4 Z18
Weight	14.2 kg	14.2 kg
<b>Items no. per pallet</b>	<b>36</b>	<b>36</b>
<b>Kits no. per pallet</b>	<b>30</b>	-



# BULL10M / BULL1024ESA



## CONTROL PANELS:

- BULL10M — CP.BULL-RI p.129
- BULL10M.S — CP.BULL-RI p.129
- BULL1024ESA — CP.B1024ESA p.138**
- BULL1024ESA.S — CP.B1024ESA p.138**

## AUTOMATIONS FOR SLIDING GATES COMMERCIAL USE

control with built-in encoder and receiver  
personalised release key  
**up to 1,000 kg**



## DESCRIPTION

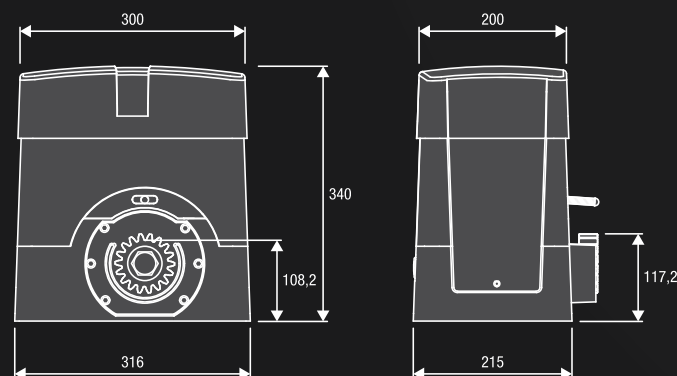
Irreversible electromechanical geared motor equipped with encoder available in 230 Vac or 24 Vdc version. Full metal release system.

## 230 Vac

- 230 Vac geared motor with built-in control unit and encoder
- The encoder device ensures crush prevention and precision in the gate moving phases
- Self-ventilating for increased usage intensity
- Version equipped with magnetic limit switches available (BULL10M.S)

## 24 Vdc <sup>intensive use</sup>


- 24 Vdc geared motor for intensive use, with built-in control unit, ESA SYSTEM and encoder
- Amperometric sensor obstacle detection system to prevent crushing
- Battery back up system ready
- Version equipped with magnetic limit switches available (BULL1024ESA.S)



- RI.M4F** 9272010  
M4 rack 30x12x1000mm slotted and galvanized. Supplied with M6 metric screws and threaded spacers.  
**Packaging: 4 pcs**
- RI.M4Z** 9272030  
M4 galvanized rack (22x22x2000 mm).  
**Packaging: 2 pcs**
- RI.M6Z** 9272040  
M6 galvanized rack 30x30x2000 mm. (needs the RI.P6 accessory to work).
- RI.P6** 9630001  
M6 gear, It needs the rack RI.M6Z.
- BULL.PI** 9623005  
Raised foundation plate. 280 x 170, n.4 Ø 11 floor brackets, 269 x 106 n.4 M10 screws for motor.
- SB.BULL20.F** 9747026  
Wire release accessory (L=4.5m).



- MB.SE** 9090012  
Externally fitted anti-intrusion cable unlock device which allows the gate to be unlocked from outside.
- ID.TA** 9846019  
Warning board.
- ESA BASIC** 9176108  
System that reduces the electrical energy consumption.
- KSUN** 9611004  
KIT for system operation via solar panel. For 24 Vdc models.



**MADE IN ITALY**

TECHNICAL DATA	BULL10M	BULL10M.S	BULL1024ESA	BULL1024ESA.S
Code	9590575	9591016	9591456	9591481
Power supply	230 Vac (50-60Hz)	230 Vac (50-60Hz)	230 Vac (50-60Hz)	230 Vac (50-60Hz)
Motor supply	230 Vac	230 Vac	24 Vdc	24 Vdc
Max absorbed current	1.6 A	1.6 A	1.7 A	1.7 A
Power consumption in stand-by	-	-	8 mA	8 mA
Max Thrust	1000 N	1000 N	940 N	940 N
Opening speed	10.5 m/min	10.5 m/min	11.7 m/min	11.7 m/min
Operation cycle	40%	40%	intensive use	intensive use
Protection level	IP44	IP44	IP44	IP44
Magnetic limit switches	<b>NO</b>	<b>YES</b>	<b>NO</b>	<b>YES</b>
Operating temperature	-20°C /+50°C	-20°C /+50°C	-20°C /+50°C	-20°C /+50°C
Max gate weight	1000 kg	1000 kg	1000 kg	1000 kg
Driving gear for rack	M4 Z18	M4 Z18	M4 Z18	M4 Z18
Weight	18.7 kg	18.7 kg	18.7 kg	18.7 kg
<b>Items no. per pallet</b>	<b>20</b>	<b>20</b>	<b>20</b>	<b>20</b>





# BULL15M



### CONTROL PANELS:

- BULL15M ———> CP.BULL-RI p.129
- BULL15M.S ———> CP.BULL-RI p.129

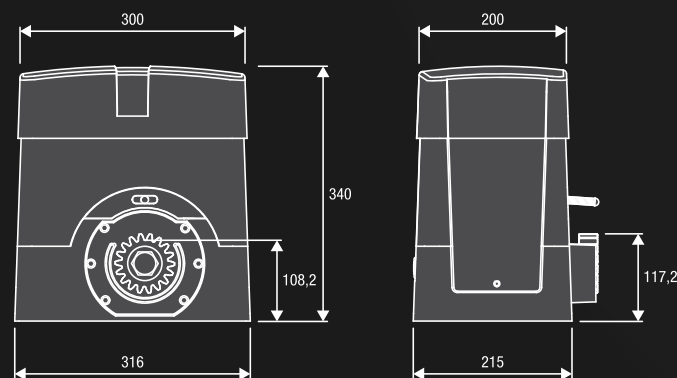
## AUTOMATIONS FOR SLIDING GATES COMMERCIAL USE

control with built-in encoder and receiver  
personalised release key  
**up to 1,500 kg**



## 230 Vac

- 230 Vac geared motor with built-in control unit and encoder
- The encoder device ensures crush prevention and precision in the gate moving phases
- Self-ventilating for increased usage intensity
- Version equipped with magnetic limit switches available (BULL15M.S)



**RI.M4F**  
9272010  
M4 rack 30x12x1000mm slotted and galvanized. Supplied with M6 metric screws and threaded spacers.  
**Packaging: 4 pcs**



**RI.M4Z**  
9272030  
M4 galvanized rack (22x22x2000 mm).  
**Packaging: 2 pcs**



**RI.M6Z**  
9272040  
M6 galvanized rack 30x30x2000 mm. (needs the RI.P6 accessory to work).



**RI.P6**  
9630001  
M6 gear, It needs the rack RI.M6Z.



**BULL.PI**  
9623005  
Raised foundation plate. 280 x 170, n.4 Ø 11 floor brackets, 269 x 106 n.4 M10 screws for motor.



**SB.BULL20.F**  
9747026  
Wire release accessory (L=4.5m).







**MB.SE**  
9090012  
Externally fitted anti-intrusion cable unlock device which allows the gate to be unlocked from outside.



**ID.TA**  
9846019  
Warning board.



**ESA BASIC**  
9176108  
System that reduces the electrical energy consumption.



**MADE IN ITALY**

TECHNICAL DATA	BULL15M	BULL15M.S
Code	9590576	9591017
Power supply	230 Vac (50-60Hz)	230 Vac (50-60Hz)
Motor supply	230 Vac	230 Vac
Max absorbed current	2.5 A	2.5 A
Max Thrust	1250 N	1250 N
Opening speed	10.5 m/min	10.5 m/min
Operation cycle	60%	60%
Protection level	IP44	IP44
Magnetic limit switches	<b>NO</b>	<b>YES</b>
Operating temperature	-20°C /+50°C	-20°C /+50°C
Max gate weight	1500 kg	1500 kg
Driving gear for rack	M4 Z18	M4 Z18
Weight	20.1 kg	20.1 kg
<b>Items no. per pallet</b>	<b>20</b>	<b>20</b>



# BULL20M / BULL20T

## AUTOMATIONS FOR SLIDING GATES INDUSTRIAL USE

personalised release key  
 BULL20M: control with built-in encoder and receiver  
 BULL20T: no control unit  
**up to 2,000 kg**



### CONTROL PANELS:

BULL20M	CP.BULL-RI	p.129
BULL20M.S	CP.BULL-RI	p.129
BULL20T	THINK START	p.119 p.120
BULL20T.S	THINK START	p.119 p.120

### DESCRIPTION

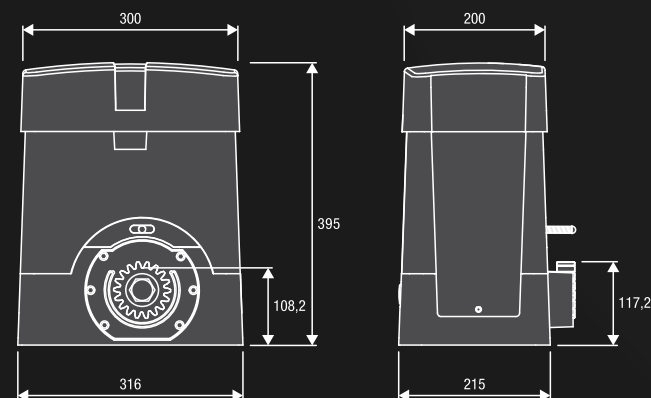
Irreversible electromechanical geared motor available in 230 Vac single phase or 400 Vac three phase version, self ventilated. Full metal release system.

### 230 Vac

- 230 Vac single phase geared motor with built-in control unit and encoder
- The encoder device ensures crush prevention and precision in the gate moving phases
- Control unit equipped with electronic braking
- Version equipped with magnetic limit switches available (BULL20M.S)

### 400 Vac

- 400 Vac three phase geared motor with external control unit and electronic braking
- Version equipped with magnetic limit switches available (BULL20T.S)



**RI.M4F** 9272010  
M4 rack 30x12x1000mm slotted and galvanized. Supplied with M6 metric screws and threaded spacers. **Packaging: 4 pcs**

**RI.M4Z** 9272030  
M4 galvanized rack (22x22x2000 mm). **Packaging: 2 pcs**

**RI.M6Z** 9272040  
M6 galvanized rack 30x30x2000 mm. (needs the RI.P6 accessory to work).

**RI.P6** 9630001  
M6 gear. It needs the rack RI.M6Z.

**BULL.PI** 9623005  
Raised foundation plate. 280 x 170, n.4 Ø 11 floor brackets, 269 x 106 n.4 M10 screws for motor.

**SB.BULL20.F** 9747026  
Wire release accessory (L=4.5m).



**MB.SE** 9090012  
Externally fitted anti-intrusion cable unlock device which allows the gate to be unlocked from outside.


**RF.SUN** 9409015  
Battery-operated device recharged by means of a photovoltaic panel applied on a mobile edge. (Technical features on p. 176)

**RF** 9409016  
Device with a non rechargeable battery, with guaranteed duration 2 years. (Technical features on p. 176)

**SC.RF** 9409014  
Device powered at 12/24 Vdc with self-test function and 2 outputs for connection to the electronic control panels. (Technical features on p. 176)

**ID.TA** 9846019  
Warning board.

**ESA BASIC** 9176108  
System that reduces the electrical energy consumption.



**MADE IN ITALY**

TECHNICAL DATA	BULL20M	BULL20M.S	BULL20T	BULL20T.S
Code	9590577	9591018	9590578	9591412
Power supply	230 Vac (50-60Hz)	230 Vac (50-60Hz)	≈ 400 Vac (50-60Hz)	≈ 400 Vac (50-60Hz)
Motor supply	230 Vac	230 Vac	≈ 400 Vac	≈ 400 Vac
Max absorbed current	2.9 A	2.9 A	1.7 A	1.7 A
Max Thrust	1667 N	1667 N	2000 N	2000 N
Opening speed	10.5 m/min	10.5 m/min	10.5 m/min	10.5 m/min
Operation cycle	40%	40%	intensive use	intensive use
Protection level	IP44	IP44	IP44	IP44
Built-in control unit	<b>YES</b>	<b>YES</b>	<b>NO</b>	<b>NO</b>
Magnetic limit switches	<b>NO</b>	<b>YES</b>	<b>NO</b>	<b>YES</b>
Operating temperature	-20°C /+50°C	-20°C /+50°C	-20°C /+50°C	-20°C /+50°C
Max gate weight	2000 kg	2000 kg	2000 kg	2000 kg
Driving gear for rack	M4 Z18	M4 Z18	M4 Z18	M4 Z18
Weight	21.6 kg	21.6 kg	21.6 kg	21.6 kg
<b>Items no. per pallet</b>	<b>20</b>	<b>20</b>	<b>20</b>	<b>20</b>





# BISON20 OM



## CONTROL PANELS:

BISON20 OM — CP.BISON OM p.130

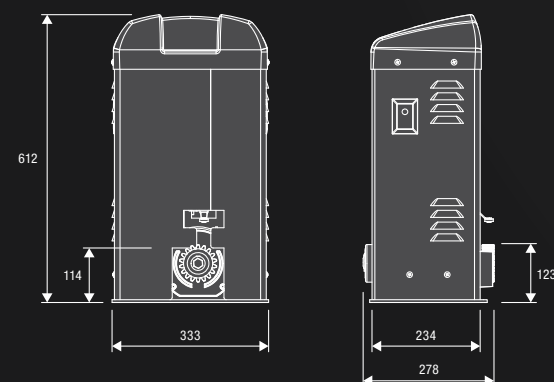
### AUTOMATIONS FOR SLIDING GATES INDUSTRIAL USE

- control unit with built-in receiver and magnetic encoder
- oil submerged gear
- IP68 limit switch
- personalised release key
- up to 2,000 kg**



## 230 Vac

- Single phase 230 Vac geared motor
- Full metal mechanics and oil lubrication. The type of oil used ensures maximum efficiency even at low temperatures
- Casing protective treatment and paint
- The encoder device ensures precision in the gate moving phases
- Optional built-in FTC.S photocells, available as accessory



<b>RI.M4Z</b> 9272030 M4 galvanized rack (22x22x2000 mm). <b>Packaging: 2 pcs</b>	<b>RI.M6Z</b> 9272040 M6 galvanized rack 30x30x2000 mm. (needs the RI.P6 accessory to work).	<b>RI.P6</b> 9630001 M6 gear. It needs the rack RI.M6Z.	<b>FTC.S</b> 9409089 24Vac/dc surface mounting photocell. It is possible to synchronised up to 4 couple of photocells.	<b>RF.SUN</b> 9409015 Battery-operated device recharged by means of a photovoltaic panel applied on a mobile edge. (Technical features on p. 176)	<b>RF</b> 9409016 Device with a non rechargeable battery, with guaranteed duration 2 years. (Technical features on p. 176)
<b>SC.RF</b> 9409014 Device powered at 12/24 Vdc with self-test function and 2 outputs for connection to the electronic control panels. (Technical features on p. 176)	<b>ID.TA</b> 9846019 Warning board.	<b>ESA BASIC</b> 9176108 System that reduces the electrical energy consumption.			

**MADE IN ITALY**

TECHNICAL DATA	BISON20 OM
Code	9591448
Power supply	230 Vac (50-60Hz)
Motor supply	230 Vac
Max absorbed current	3 A
Max Thrust	1100 N
Opening speed	10.5 m/min
Operation cycle	intensive use
Protection level	IP44
Operating temperature	-20°C / +50°C
Lubrication	<b>OIL</b>
Max gate weight	2000 kg
Driving gear for rack	M4 Z18
Weight	30 kg
<b>Items no. per pallet</b>	<b>6</b>



# BISON25 OTI



CONTROL PANELS:

BISON25 OTI — CP.BISON OTI p.133

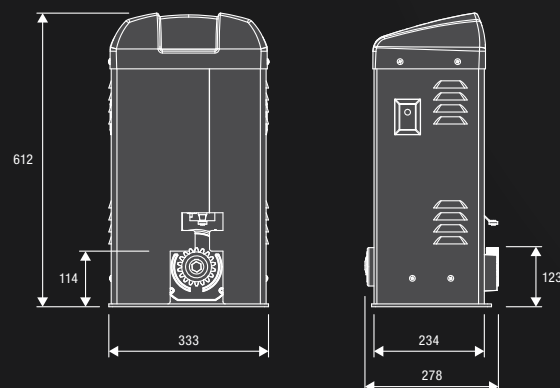
## AUTOMATIONS FOR SLIDING GATES INDUSTRIAL USE

- control unit with built-in receiver, magnetic encoder and inverter
- oil submerged gear
- IP68 limit switch
- personalised release key
- up to 2,500 kg**



### 230 Vac

- Three phase 230 Vac geared motor, ventilated for intensive use
- Full metal mechanics and oil lubrication. The type of oil used ensures maximum efficiency even at low temperatures
- The encoder device ensures precision in the gate moving phases
- Casing protective treatment and paint
- The inverter technology allows for more precise adjustment of the gate moving phases, and increased crush prevention security
- Optional built-in FTC.S photocells, available as accessory



**RI.M4Z**  
9272030  
M4 galvanized rack (22x22x2000 mm).  
**Packaging: 2 pcs**



**RI.M6Z**  
9272040  
M6 galvanized rack 30x30x2000 mm. (needs the RI.P6 accessory to work).



**RI.P6**  
9630001  
M6 gear, it needs the rack RI.M6Z.



**FTC.S**  
9409089  
24Vac/dc surface mounting photocell. It is possible to synchronised up to 4 couple of photocells.



**RF.SUN**  
9409015  
Battery-operated device recharged by means of a photovoltaic panel applied on a mobile edge. (Technical features on p. 176)



**RF**  
9409016  
Device with a non rechargeable battery, with guaranteed duration 2 years. (Technical features on p. 176)



**SC.RF**  
9409014  
Device powered at 12/24 Vdc with self-test function and 2 outputs for connection to the electronic control panels. (Technical features on p. 176)



**ID.TA**  
9846019  
Warning board.

**MADE IN ITALY**

TECHNICAL DATA	BISON25 OTI
Code	9591449
Power supply	230 Vac (50-60Hz)
Motor supply	≈ 230 Vac
Max absorbed current	8 A
Max Thrust	2500 N
Opening speed	reg. 7-19 m/min
Operation cycle	intensive use
Protection level	IP44
Operating temperature	-20°C / +50°C
Lubrication	<b>OIL</b>
Max gate weight	2500 kg
Driving gear for rack	M4 Z18
Weight	31 kg
<b>Items no. per pallet</b>	<b>6</b>





# BISON35 OTI



## CONTROL PANELS:

BISON35 OTI — CP.BISON OTI p.133

BISON35 OTI L — CP.BISON OTI L p.131

## AUTOMATIONS FOR SLIDING GATES INDUSTRIAL USE

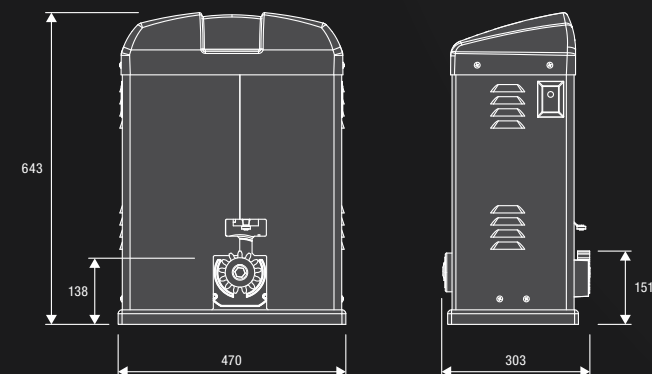
control unit with built-in receiver, magnetic encoder and inverter  
oil submerged gear  
IP68 limit switch  
personalised release key  
**up to 3,500 kg**

**FOUNDATION PLATE NOT INCLUDED**



## 230 Vac - 400 Vac

- Three phase electromechanical geared motor available in 230 Vac (can be connected to 230 Vac single phase network) or 400 Vac (can be connected to 400 Vac three phase network)
- Ventilated for intensive use
- The encoder device ensures precision in the gate moving phases
- Full metal mechanics and oil lubrication with maximum efficiency even at low temperatures
- Casing protective treatment and paint
- The inverter technology allows for more precise adjustment of the gate moving phases, and increased crush prevention security
- Optional built-in FTC.S photocells, available as accessory



**RI.M6Z**  
9272040

M6 galvanized rack 30x30x2000 mm. (needs the RI.P6 accessory to work).



**BISON.P35**  
9623066

Foundation plate for BISON35 OTI/OTI L with coach screws and support base for height adjustment.



**FTC.S**  
9409089

24Vac/dc surface mounting photocell. It is possible to synchronised up to 4 couple of photocells.



**RF.SUN**  
9409015

Battery-operated device recharged by means of a photovoltaic panel applied on a mobile edge. (Technical features on p. 176)



**RF**  
9409016

Device with a non rechargeable battery, with guaranteed duration 2 years. (Technical features on p. 176)













**SC.RF**  
9409014

Device powered at 12/24 Vdc with self-test function and 2 outputs for connection to the electronic control panels. (Technical features on p. 176)



**ID.TA**  
9846019

Warning board.



**MADE IN ITALY**

TECHNICAL DATA	BISON35 OTI	BISON35 OTI L
Code	9592181	9591929
Power supply	≈ 400 Vac (50-60Hz)	230 Vac (50-60Hz)
Motor supply	≈ 400 Vac	≈ 230 Vac
Max absorbed current	3 A	8 A
Max Thrust	3000 N	2500 N
Opening speed	reg. 7-19 m/min	10.5 m/min
Operation cycle	intensive use	intensive use
Protection level	IP44	IP44
Operating temperature	-20°C /+50°C	-20°C /+50°C
Lubrication	<b>OIL</b>	<b>OIL</b>
Max gate weight	3500 kg	3500 kg
Driving gear for rack	M6 Z13	M6 Z13
Weight	57 kg	57 kg
<b>Items no. per pallet</b>	<b>4</b>	<b>4</b>



# BISON45 OTI



CONTROL PANELS:

BISON45 OTI — CP.BISON OTI p.133

## AUTOMATIONS FOR SLIDING GATES INDUSTRIAL USE

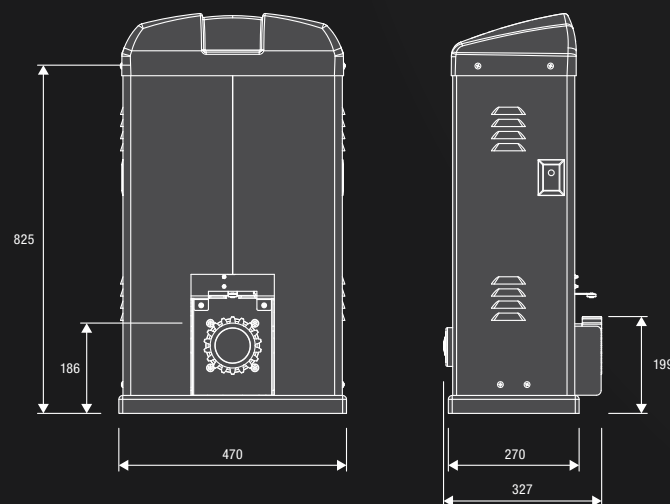
control unit with built-in receiver, magnetic encoder and inverter  
oil submerged gear  
IP68 limit switch  
personalised release key  
**up to 4,500 kg**

**FOUNDATION PLATE NOT INCLUDED**



### 400 Vac

- Three phase 400 Vac geared motor, ventilated for intensive use
- Security sensor which interrupts the motor power supply during release operations
- Full metal mechanics and oil lubrication. The type of oil used ensures maximum efficiency even at low temperatures
- Casing protective treatment and paint
- The encoder device ensures precision in the gate moving phases
- The inverter technology allows for more precise adjustment of the gate moving phases, and increased crush prevention security
- Optional built-in FTC.S photocells, available as accessory



**RI.M6Z**  
9272040

M6 galvanized rack  
30x30x2000 mm.  
(needs the RI.P6  
accessory to work).



**BISON.P45**  
9623067

Foundation plate for  
BISON45 OTI with coach  
screws and support base  
for height adjustment



**FTC.S**  
9409089

24Vac/dc surface mounting  
photocell. It is possible  
to synchronised up to 4  
couple of photocells.



**RF.SUN**  
9409015

Battery-operated device  
recharged by means  
of a photovoltaic panel  
applied on a mobile edge.  
(Technical features  
on p. 176)



**RF**  
9409016

Device with a non  
rechargeable battery,  
with guaranteed duration  
2 years. (Technical  
features on p. 176)



**SC.RF**  
9409014

Device powered at  
12/24 Vdc with self-test  
function and 2 outputs for  
connection to the electronic  
control panels. (Technical  
features on p. 176)



**ID.TA**  
9846019

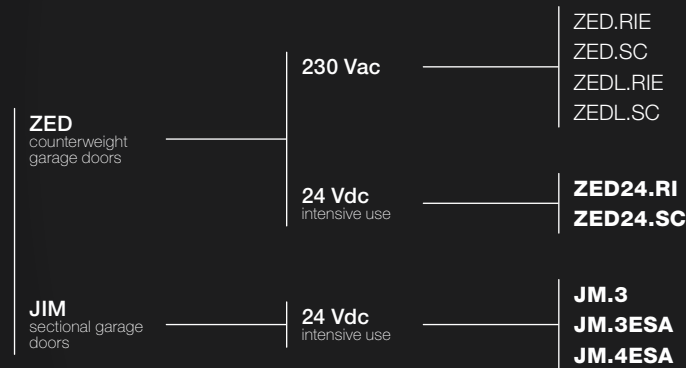
Warning board.

**MADE IN ITALY**

TECHNICAL DATA	BISON45 OTI
Code	9592183
Power supply	≈ 400 Vac (50-60Hz)
Motor supply	≈ 400 Vac
Max absorbed current	2.85 A
Max Thrust	5000 N
Opening speed	reg. 7-19 m/min
Operation cycle	intensive use
Protection level	IP44
Operating temperature	-20°C / +50°C
Lubrication	<b>OIL</b>
Max gate weight	4500 kg
Driving gear for rack	M6 Z18
Weight	75 kg
<b>Items no. per pallet</b>	<b>4</b>



**RESIDENTIAL  
COMMERCIAL  
USE**




**CONTROL PANELS**

CP.ZED230-E\*  
LOGICA  
CP.ZED230-E\*  
LOGICA

**CP.ZED24\***  
**LOGICA24.RI**

**CP.JM3\***  
**CP.J4ESA\***  
**CP.J4ESA\***

**INDUSTRIAL  
USE**



**CONTROL PANELS**

THINK / START  
THINK / START

THINK / START / WAVE  
THINK / START / WAVE

THINK / START / CELL.P

THINK / START  
THINK / START

THINK / START / WAVE  
THINK / START / WAVE

THINK / START / WAVE

BRAINY

**BRAINY24**

\* Built-in control panel





# ZED / ZED24

## AUTOMATIONS FOR COUNTERWEIGHT GARAGE DOORS RESIDENTIAL/COMMERCIAL USE

control with built-in encoder and receiver up to 12.5 m<sup>2</sup>

DESIGNED TO COMPLY WITH EUROPEAN SAFETY STANDARDS.



### CONTROL PANELS:

- ZED.RIE ———> CP.ZED230-E p.132
- ZED.SC ———> LOGICA p.116
- ZED.LRIE ———> CP.ZED230-E p.132
- ZED.LSC ———> LOGICA p.116
- ZED24.RI ———> CP.ZED24 p.139**
- ZED24.SC ———> LOGICA24.RI p.124**

### DESCRIPTION

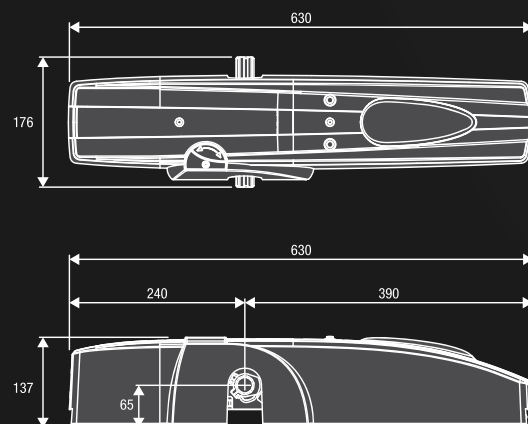
Electromechanical irreversible geared motor for tilt up doors with counterweights for residential use. Available in the 230 Vac and 24 Vdc versions with or without control unit. Courtesy light, limit switch and control buttons built-in.

### 230 Vac


- Irreversible 230 Vac electromechanical geared motor also available in the ZED.LRIE version for large doors
- The encoder device ensures crush prevention and precision in the door moving phases

### 24 Vdc | intensive use

- Irreversible 24 Vdc electromechanical geared motor for intensive use
- Optional battery powered operation
- Amperometric sensor obstacle detection system to prevent crushing



- AU.125**  
9623003  
1,250 mm Mounting plate.
- AU.65**  
9623004  
650 mm Mounting plate.
- AU.20**  
9623002  
1,950 mm Mounting plate.
- AU.2.45T**  
9868015  
Pair of galvanized pipes 150 mm long, with fitting accessories and bush (for lateral mounting).
- AU.45Z**  
9868030  
**AU.45ZL**  
9868040  
Pair of galvanized pipes with bush, L. 1,500 mm. (AU.45), L. 2,000 mm (AU.45ZL) complete of fitting accessories (for central mounting).
- AU.2.D45L**  
9099055  
Pair of straight galvanized arms, with welded bush, complete with fitting accessories (L=2,000 mm).
- AU.2.DNS**  
9099056  
Pair of straight galvanized arms with bush and fitting accessories (L= 600 mm). Welding is not needed (for central mounting).
- AU.2.C**  
9099057  
Pair of bent galvanized arms, complete with fitting accessories.
- AU.2.D**  
9099058  
Pair of straight galvanized arms, complete with fitting accessories (L=600 mm).
- AU.2.D45**  
9099059  
Pair of straight galvanized arms, with welded bush, complete with fitting accessories (L=600 mm).
- AU.45B**  
9117010  
Bush.
- ZED.MS**  
9558001  
Wire manual unlock device.
- ZED.E**  
9747021  
External release unlock device (to be used on lateral mounting).



- ZED.SE**  
9747031  
Outdoor unlock device (for central mounting).
- MAG.E**  
9760021  
Magnetic sensor device to detect obstacles and manage deceleration.
- CABLE.24E**  
9171002  
Cable reel with 5 conductors (2 for motor, 3 for encoder) for connecting the encoder device in the 24 Vdc versions.  
**L= 100 m.**
- ID.TA**  
9846019  
Warning board.
- ESA BASIC**  
9176108  
System that reduces the electrical energy consumption. In the 24 Vdc version, the use of ESA BASIC is not compatible with the battery operation.
- KSUM**  
9611004  
KIT for system operation via solar panel. For 24 Vdc models.

**MADE IN ITALY**

TECHNICAL DATA	ZED.RIE	ZED.SC	ZED.LRIE	ZED.LSC	ZED24.RI	ZED24.SC
Code	9591235	9591639	9591234	9591641	9590720	9590522
Power supply	230 Vac (50-60Hz)	230 Vac (50-60Hz)	230 Vac (50-60Hz)	230 Vac (50-60Hz)	230 Vac (50-60Hz)	230 Vac (50-60Hz)
Motor supply	230 Vac	230 Vac	230 Vac	230 Vac	24 Vdc	24 Vdc
Max absorbed current	1.5 A	1.5 A	1.4 A	1.4 A	1 A	8 A
Torque	350 Nm	350 Nm	330 Nm	330 Nm	260 Nm	260 Nm
Opening time	14"	14"	22"	22"	10"/15"	10"/15"
Operation cycle	30%	30%	30%	30%	intensive use	intensive use
Protection level	IP40	IP40	IP40	IP40	IP40	IP40
Operating temperature	-20°C /+50°C	-20°C /+50°C	-20°C /+50°C	-20°C /+50°C	-20°C /+50°C	-20°C /+50°C
Max door surface	11 m <sup>2</sup> /max	11 m <sup>2</sup> /max	12,5 m <sup>2</sup> /max	12.5 m <sup>2</sup> /max	10 m <sup>2</sup> /max	10 m <sup>2</sup> /max
Built-in control unit	<b>YES</b>	<b>NO</b>	<b>YES</b>	<b>NO</b>	<b>YES</b>	<b>NO</b>
Built-in receiver	<b>YES</b>	<b>NO</b>	<b>YES</b>	<b>NO</b>	<b>YES</b>	<b>NO</b>
Encoder	<b>YES</b>	<b>NO</b>	<b>YES</b>	<b>NO</b>	<b>NO</b>	<b>NO</b>
Weight	10 kg	9.4 kg	10 kg	9.4 kg	10 kg	8 kg
Items no. per pallet	<b>50</b>	<b>50</b>	<b>50</b>	<b>50</b>	<b>50</b>	<b>50</b>



# JIM



CONTROL PANELS:

<b>JM.3</b>	—————	<b>CP.J3M</b>	<b>p.140</b>
<b>JM.3ESA</b>	—————	<b>CP.J4ESA</b>	<b>p.141</b>
<b>JM.4ESA</b>	—————	<b>CP.J4ESA</b>	<b>p.141</b>

## AUTOMATIONS FOR SECTIONAL GARAGE DOORS RESIDENTIAL/COMMERCIAL USE

belt or chain driven  
control with built-in encoder and receiver  
1 TO.GO2WV transmitter included  
**up to 22 m<sup>2</sup>**

**RAIL NOT INCLUDED**



## 24 Vdc intensive use

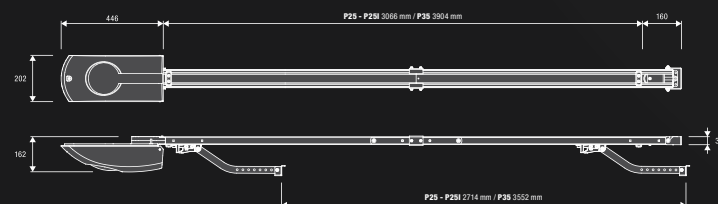
- Irreversible 24 Vdc geared motor for intensive use
- Adjustable travel with mechanical stops
- Amperometric sensor obstacle detection system to prevent crushing
- Operation guaranteed even during electrical power cut, via batteries which integrate perfectly into the motor

- Step by step command ready
- built-in energy saving LED courtesy light
- The encoder device ensures maximum safety and precision in the door moving phases

### WITH BELT RAIL



### WITH CHAIN RAIL



### COMPATIBILITY CHART

	RAIL	JM.3	JM.3ESA	JM.4ESA
BELT	PTC.3	✓	✓	✗
	PTC.4	✓	✓	✓
	PTCI.3	✓	✓	✗
	PTCL.4	✓	✓	✓
	PTCI.4	✓	✓	✓
	PTCSXL.4	✓	✓	✓

	RAIL	JM.3	JM.3ESA	JM.4ESA
CHAIN	P25	✓	✓	✓
	P25I	✓	✓	✓
	P35	✓	✓	✓

✓ Compatible    ✗ Not Compatible



**PTC.3**  
9667090  
Pre-assembled and pre-tightened rail with belt for doors up to H 2.5 m (for model JM.3/ESA only).  
**Two pieces 1.5 m each**



**PTCI.3**  
9667093  
Pre-assembled and pre-tightened rail with belt for doors up to H 2.5 m (for model JM.3/ESA only).  
**Whole piece 3 m long**



**PTC.4**  
9667091  
Pre-assembled and pre-tightened rail with belt for doors up to H 2.5 m (for model JM.3/JM.3ESA/JM.4ESA).  
**Two pieces 1.5 m each**



**PTCL.4**  
9667092  
Pre-assembled and pre-tightened rail with belt for doors up to H 3.5 m (for model JM.3/JM.3ESA/JM.4ESA).  
**Two pieces 2 m each**



**PTCI.4**  
9667094  
Pre-assembled and pre-tightened rail with belt for doors up to H 2.5 m (for model JM.3/JM.3ESA/JM.4ESA).  
**Whole piece 3 m long**




**PTCSXL.4**  
9667098  
Non-assembled rail with belt for doors up to 4.5 m in height (for model JM.3/JM.3ESA/JM.4ESA).  
**5 parts of 1 m each**




**PTC.STOP**  
9387002  
Mechanical stop for belt guide (PTCI.3/PTC.3/PTC.4/PTCL.4/PTCI.4/PTCSXL.4).  
**Available in 5 pcs packing.**




**P25**  
9667012  
Pre-assembled rail with chain, for doors of max H 2.5 m.  
**Two pieces 1.4 m each**



**P25I**  
9667014  
Fully pre-assembled and pre-tensioned rail with chain, for doors of max H 2.5 m.  
**Whole piece 2.8 m long**



**P35**  
9667013  
Pre-assembled rail with chain, for doors of max H 3.5 m.  
**Two pieces 1.8 m each**



**AU.C25**  
9099021  
Swinging arm for tilt up doors. One mechanical stop for belt guide included.



**JK.UJ**  
9747065  
Outside key lock for sectional gates.



**ZED.MS**  
9558001  
Wire manual unlock device.



**PTC.AR**  
9623399  
Bracket for fast ceiling attachment of JIM belt models (PTC).  
**Available in 5 pcs packing.**




**ID.TA**  
9846019  
Warning board.



**ESA BASIC**  
9176108  
System that reduces the electrical energy consumption. In the JM.3 model, the use of ESA BASIC is not compatible with the battery operation.



**KSUN**  
9611004  
KIT for system operation via solar panel. For 24 Vdc models.



**MADE IN ITALY**

### TECHNICAL DATA

	JM.3	JM.3ESA	JM.4ESA
Code	9590683	9591458	9591368
Power supply	230 Vac (50-60Hz)	230 Vac (50-60Hz)	230 Vac (50-60Hz)
Motor supply	24 Vdc	24 Vdc	24 Vdc
Max absorbed current	0.7 A	0.7 A	1.5 A
Power consumption in stand-by	60 mA	8 mA	8 mA
Thrust	600 N	600 N	1200 N
Opening speed	8.9 m/1'	8.9 m/1'	8.9 m/1'
Operation cycle	intensive use	intensive use	intensive use
Protection level	IP 40	IP 40	IP 40
Operating temperature	-20°C /+50°C	-20°C /+50°C	-20°C /+50°C
Max door surface	11 m <sup>2</sup> /max	11 m <sup>2</sup> /max	22 m <sup>2</sup> /max
Limit switch	electronic with encoder	electronic with encoder	electronic with encoder
Weight	6.2 kg	6.2 kg	7.6 kg
<b>Items no. per pallet</b>	<b>50</b>	<b>50</b>	<b>50</b>



VN.S



CONTROL PANELS:

VN.S20	THINK START	p.119 p.120
VN.S40	THINK START	p.119 p.120
VN.ST20	THINK START WAVE	p.119 p.120 p.121
VN.ST40	THINK START WAVE	p.119 p.120 p.121

### AUTOMATIONS FOR SECTIONAL DOORS AND ROLLING DOORS INDUSTRIAL USE

up to 40 m<sup>2</sup>

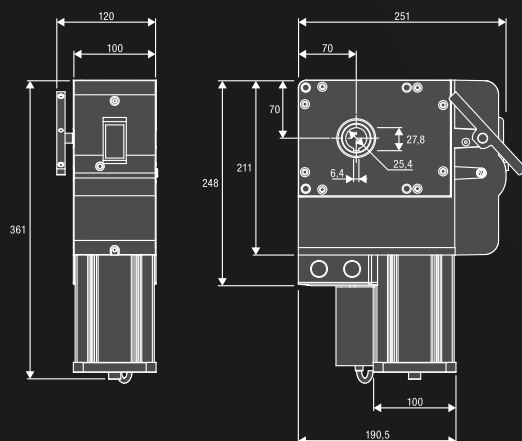
ON DEMAND THE OPERATORS CAN BE EQUIPPED WITH ELECTRIC BRAKE



## 230 Vac - 400 Vac

- Irreversible electromechanical geared motor with rapid release available in the single phase 230 Vac and three phase 400 Vac version
- Models with a reduction ratio of 1/20 or 1/40 are available for both versions, to cater for different application needs
- Two accessories are available for the chain drive with a reduction ratio of 1:1 (off-axis motor installation) or 1:1.8 (torque or speed multipliers)

- Easy and precise limit switch position adjustment
- Maximum security guaranteed even in the phases where the quick release is actuated, thanks to a micro-switch that interrupts the power supply to the engine
- The oil bath submerged gears with hardened steel screws and bronze gear ensures high performance, maximum reliability and low noise



**VN.A30**  
9004005  
Shaft adapter Ø 30 mm.




**VN.A3175**  
9004004  
Shaft adapter Ø 31.75 mm.



**VN.A40**  
9004006  
Shaft adapter Ø 40 mm.



**VN.RV**  
9520016  
Transmission set 1:1.8 for 1" shaft (25.4 mm) composed of two gears with external diameter 78 mm and 138.4 mm and chain L = 1 m.



**VN.RM**  
9520015  
Transmission set 1:1 for 1" shaft (25.4 mm) composed of two gears with external diameter 78 mm and chain L = 1 m.



**IPB.NO**  
9670051  
Industrial keypad fitted with 2 contacts that are normally open.



**IPB.NC**  
9670050  
Industrial keypad fitted with a contact that is normally open and a contact normally closed.



**RF.SUN**  
9409015  
Battery-operated device recharged by means of a photovoltaic panel applied on a mobile edge. (Technical features on p. 176)




**RF**  
9409016  
Device with a non rechargeable battery, with guaranteed duration 2 years. (Technical features on p. 176)








**SC.RF**  
9409014  
Device powered at 12/24 Vdc with self-test function and 2 outputs for connection to the electronic control panels. (Technical features on p. 176)



**ESA BASIC**  
9176108  
System that reduces the electrical energy consumption.



Empty box



**MADE IN ITALY**

TECHNICAL DATA	VN.S20	VN.S40	VN.ST20	VN.ST40
Code	9590240	9590242	9590241	9590243
Motor supply	230 Vac (50-60Hz)	230 Vac (50-60Hz)	≈ 400 Vac (50-60Hz)	≈ 400 Vac (50-60Hz)
Max absorbed current	3.3 A	3.3 A	1.7 A	1.7 A
Max torque	130 Nm	130 Nm	180 Nm	180 Nm
Maximum output rotations	18	38	18	38
Output speed	24 r.p.m.	24 r.p.m.	24 r.p.m.	24 r.p.m.
Shaft hole	1" (25.4mm)	1" (25.4mm)	1" (25.4mm)	1" (25.4mm)
Limit switch red. ratio	1/20	1/40	1/20	1/40
Operation cycle	30%	30%	50%	50%
Protection level	IP40	IP40	IP40	IP40
Operating temperature	-20°C /+50°C	-20°C /+50°C	-20°C /+50°C	-20°C /+50°C
Max door surface	35 m <sup>2</sup> /max	35 m <sup>2</sup> /max	40 m <sup>2</sup> /max	40 m <sup>2</sup> /max
Lubrication	<b>OIL</b>	<b>OIL</b>	<b>OIL</b>	<b>OIL</b>
Weight	14.7 kg	14.7 kg	14.7 kg	14.7 kg
Items no. per pallet	<b>48</b>	<b>48</b>	<b>48</b>	<b>48</b>





VN.M

# AUTOMATIONS FOR SECTIONAL DOORS AND ROLLING DOORS INDUSTRIAL USE

up to 40 m<sup>2</sup>

WITH MANUAL EMERGENCY CHAIN OVERRIDE


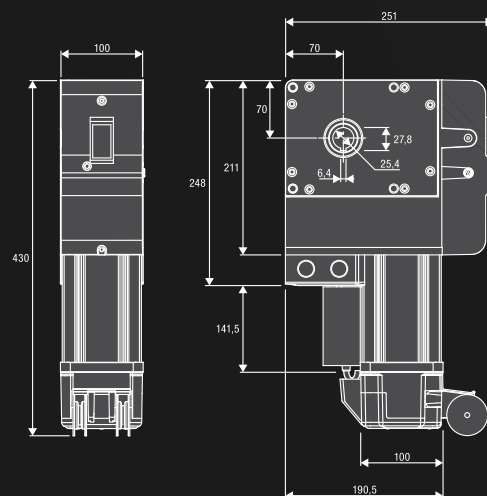


### CONTROL PANELS:

VN.M20	THINK START	p.119 p.120
VN.M40	THINK START	p.119 p.120
VN.MT20	THINK START WAVE	p.119 p.120 p.121
VN.MT40	THINK START WAVE	p.119 p.120 p.121

## 230 Vac - 400 Vac

- Irreversible electromechanical geared motor with manual emergency chain override available in both the 230 Vac single phase and the 400 Vac three phase versions
- Models with a reduction ratio of 1/20 or 1/40 are available for both versions, to cater for different application needs
- Two accessories are available for the chain drive with a reduction ratio of 1:1 (off-axis motor installation) or 1:1.8 (torque or speed multipliers)
- Easy and precise limit switch position adjustment
- Maximum security guaranteed even in manual manoeuvre phases, thanks to a micro-switch that interrupts the power supply to the engine
- The oil bath submerged gears with hardened steel screws and bronze gear ensures high performance, maximum reliability and low noise



**VN.A30**  
9004005  
Shaft adapter Ø 30 mm.



**VN.A3175**  
9004004  
Shaft adapter Ø 31.75 mm.



**VN.A40**  
9004006  
Shaft adapter Ø 40 mm.



**VN.RV**  
9520016  
Transmission set 1:1.8 for 1" shaft (25.4 mm) composed of two gears with external diameter 78 mm and 138.4 mm and chain L = 1 m.



**VN.RM**  
9520015  
Transmission set 1:1 for 1" shaft (25.4 mm) composed of two gears with external diameter 78 mm and chain L = 1 m.



**VN.CTA**  
9162011  
Chain extension for VN.M.



**IPB.NO**  
9670051  
Industrial keypad fitted with 2 contacts that are normally open.



**IPB.NC**  
9670050  
Industrial keypad fitted with a contact that is normally open and a contact normally closed.



**RF.SUN**  
9409015  
Battery-operated device recharged by means of a photovoltaic panel applied on a mobile edge. (Technical features on p. 176)



**RF**  
9409016  
Device with a non rechargeable battery, with guaranteed duration 2 years. (Technical features on p. 176)



**SC.RF**  
9409014  
Device powered at 12/24 Vdc with self-test function and 2 outputs for connection to the electronic control panels. (Technical features on p. 176)



**ESA BASIC**  
9176108  
System that reduces the electrical energy consumption.

**MADE IN ITALY**

TECHNICAL DATA	VN.M20	VN.M40	VN.MT20	VN.MT40
Code	9590235	9590237	9590236	9590238
Motor supply	230 Vac (50-60Hz)	230 Vac (50-60Hz)	≈ 400 Vac (50-60Hz)	≈ 400 Vac (50-60Hz)
Max absorbed current	3.3 A	3.3 A	1.7 A	1.7 A
Max torque	130 Nm	130 Nm	180 Nm	180 Nm
Maximum output rotations	18	38	18	38
Output speed	24 r.p.m.	24 r.p.m.	24 r.p.m.	24 r.p.m.
Shaft hole	1" (25.4mm)	1" (25.4mm)	1" (25.4mm)	1" (25.4mm)
Limit switch red. ratio	1/20	1/40	1/20	1/40
Operation cycle	30%	30%	50%	50%
Protection level	IP40	IP40	IP40	IP40
Operating temperature	-20°C /+50°C	-20°C /+50°C	-20°C /+50°C	-20°C /+50°C
Max door surface	35 m <sup>2</sup> /max	35 m <sup>2</sup> /max	40 m <sup>2</sup> /max	40 m <sup>2</sup> /max
Lubrication	<b>OIL</b>	<b>OIL</b>	<b>OIL</b>	<b>OIL</b>
Weight	18.5 kg	18.5 kg	18.5 kg	18.5 kg
Items no. per pallet	<b>48</b>	<b>48</b>	<b>48</b>	<b>48</b>



VN.MT40V



CONTROL PANELS:

VN.MT40V

THINK  
START  
WAVE

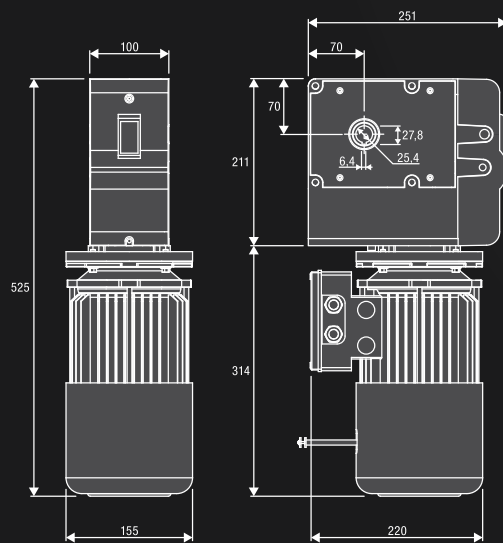
p.119  
p.120  
p.121

# AUTOMATIONS FOR LARGE SECTIONAL DOORS, ROLLING DOORS AND UNBALANCED SHUTTERS INDUSTRIAL USE



## 400 Vac

- Irreversible electromechanical geared motor equipped with manual chain override and emergency release
- Ventilated motor ideal for intensive use and equipped with electric brake
- Two accessories are available for the chain drive with a reduction ratio of 1:1 (off-axis motor installation) or 1:1.8 (torque or speed multipliers)
- Easy and precise limit switch position adjustment
- Maximum security guaranteed even in manual manoeuvre phases, thanks to a micro-switch that interrupts the power supply to the engine
- Oil bath submerged gears with hardened steel screws and bronze gear



**VN.A30**  
9004005  
Shaft adapter Ø 30 mm.



**VN.A3175**  
9004004  
Shaft adapter Ø 31.75 mm.



**VN.A40**  
9004006  
Shaft adapter Ø 40 mm.



**VN.RV**  
9520016  
Transmission set 1:1.8 for 1" shaft (25.4 mm) composed of two gears with external diameter 78 mm and 138.4 mm and chain L = 1 m.



**VN.RM**  
9520015  
Transmission set 1:1 for 1" shaft (25.4 mm) composed of two gears with external diameter 78 mm and chain L = 1 m.



**VN.CTA**  
9162011  
Chain extension for VN.M.



**IPB.NO**  
9670051  
Industrial keypad fitted with 2 contacts that are normally open.



**IPB.NC**  
9670050  
Industrial keypad fitted with a contact that is normally open and a contact normally closed.





**RF.SUN**  
9409015  
Battery-operated device recharged by means of a photovoltaic panel applied on a mobile edge. (Technical features on p. 176)



**RF**  
9409016  
Device with a non rechargeable battery, with guaranteed duration 2 years. (Technical features on p. 176)



**SC.RF**  
9409014  
Device powered at 12/24 Vdc with self-test function and 2 outputs for connection to the electronic control panels. (Technical features on p. 176)



**MADE IN ITALY**

### TECHNICAL DATA

	VN.MT40V
Code	9590377
Motor supply	≈ 400 Vac (50-60Hz)
Max absorbed current	2.2 A
Max torque	340 Nm
Maximum output rotations	38
Output speed	24 r.p.m.
Shaft hole	1" (25.4mm)
Limit switch red. ratio	1/40
Operation cycle	intensive use
Protection level	IP40
Operating temperature	-20°C / +50°C
Lubrication	<b>OIL</b>
Weight	23 kg
Items no. per pallet	<b>30</b>



VN.S40V



CONTROL PANELS:

VN.S40V

THINK  
START  
CELL.P  
p.119  
p.120  
p.117

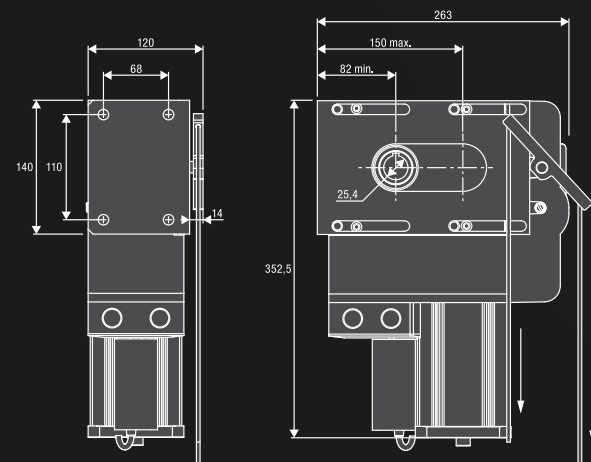
# AUTOMATIONS FOR INDUSTRIAL SLIDING DOORS AND FOLDING DOORS WITH MORE THAN 2 SECTIONS INDUSTRIAL USE



230 Vac

- Irreversible electromechanical geared motor
- Built-in wire release and handle
- Maximum security guaranteed even in the phases where the quick release is actuated, thanks to a micro-switch that interrupts the power supply to the engine
- Easy and precise limit switch position adjustment
- The oil bath submerged gears with hardened steel screws and bronze gear ensures high performance, maximum reliability and low noise


**MADE IN ITALY**



**VN.CT**  
9162010  
1/2" chain. Packing 5m.



**VN.GT**  
9424010  
Joint for chain VN.CT.



**VN.T**  
9857016  
Chain tightener.



**VN.S**  
9819020  
Door fitting brackets for VN.T.



**IPB.NO**  
9670051  
Industrial keypad fitted with 2 contacts that are normally open.



**IPB.NC**  
9670050  
Industrial keypad fitted with a contact that is normally open and a contact normally closed.



**RF.SUN**  
9409015  
Battery-operated device recharged by means of a photovoltaic panel applied on a mobile edge. (Technical features on p. 176)








**RF**  
9409016  
Device with a non rechargeable battery, with guaranteed duration 2 years. (Technical features on p. 176)



**SC.RF**  
9409014  
Device powered at 12/24 Vdc with self-test function and 2 outputs for connection to the electronic control panels. (Technical features on p. 176)



**ESA BASIC**  
9176108  
System that reduces the electrical energy consumption.



TECHNICAL DATA	VN.S40V
Code	9590239
Motor supply	230 Vac (50-60Hz)
Max absorbed current	1.5 A
Max torque	135 Nm
Maximum output rotations	38
Output speed	48 r.p.m.
Shaft hole	1" (25.4mm)
Limit switch red. ratio	1/40
Operation cycle	40%
Protection level	IP40
Operating temperature	-20°C / +50°C
Max door weight	800 kg
Lubrication	<b>OIL</b>
Weight	15 kg
Items no. per pallet	<b>48</b>





# ADAM / ADAM24



### CONTROL PANELS:

ADAM ———→ BRAINY p.112

ADAM24 ———→ BRAINY24 p.122

## AUTOMATIONS FOR FOLDING DOOR WITH MAX 2 WINGS INDUSTRIAL USE

with built-in encoder device



### DESCRIPTION

Irreversible electromechanical geared motor available in 230 Vac or 24 Vdc with encoder. Simple and quick to install, equipped with wire quick release. Accessory for led courtesy lights available.

### 230 Vac

- Irreversible 230 Vac geared motor
- The presence of the encoder ensures crush prevention and precision in the door moving phases
- Internal metal gears ensure maximum performance and durability over time

### 24 Vdc | intensive use

- Irreversible 24 Vdc geared motor for intensive use
- The encoder device ensures maximum safety and precision in the door moving phases
- Amperometric sensor obstacle detection system to prevent crushing
- Internal metal gears ensure maximum performance and durability over time



**ADAM.B**  
9099004  
Galvanized telescopic arm with welded bush, complete with fixing accessories (L=600 mm).




**ADAM.BL**  
9099005  
Galvanized telescopic arm with welded bush, complete with fixing accessories (L=1200 mm).



**ADAM.LED**  
9550000  
Accessory for LED courtesy lights available on ADAM/ADAM24.



**VN.MS**  
9558010  
Accessory for unlock device with handle.



**FC.ADAM**  
9387003  
Limit switch kit for ADAM/ADAM24.







**ID.TA**  
9846019  
Warning board.



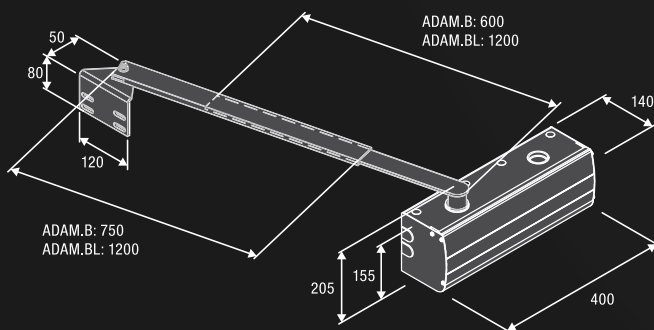
**ESA BASIC**  
9176108  
System that reduces the electrical energy consumption. In the 24 Vdc version, the use of ESA BASIC is not compatible with the battery operation.



**KSUN**  
9611004  
KIT for system operation via solar panel. For 24 Vdc models.



**MADE IN ITALY**



TECHNICAL DATA	ADAM	ADAM.24
Code	9591905	9591906
Power supply	230 Vac (50-60Hz)	230 Vac (50-60Hz)
Motor supply	230 Vac	24 Vdc
Max absorbed current	1.75 A	8 A
Torque	350 Nm	260 Nm
Operation cycle	30%	intensive use
Protection level	IP44	IP44
Operating temperature	-20°C /+50°C	-20°C /+50°C
Leaf max dimension	1.5 m	1.3 m
Leaf max weight	120 kg	100 kg
Weight	12.4 kg	11.2 kg
<b>Items no. per pallet</b>	<b>24</b>	<b>24</b>



**ROAD BARRIERS**

LADY up to 4 m	24 Vdc intensive use	LADY LADY.I
LADY.5 up to 5 m	24 Vdc intensive use	LADY.5 LADY.5I
EVA.5 up to 5 m	24 Vdc intensive use	EVA.5
VE.500 up to 5 m	24 Vdc intensive use	VE.500
VE.650 up to 6.5 m	24 Vdc intensive use	VE.650 VE650I
EVA.7 up to 7 m	24 Vdc intensive use	EVA.7

CONTROL PANELS

- DA.24V\*
- DA.24V\*
- DA.24V\*
- DA.24V\*
- CP.EVA\*
- DA.24V\*
- DA.24V\*
- CP.EVA\*

**CAR PARK SAVER**

VE.SOR automatic	24 Vdc intensive use	VE.SOR
VE.SOM manual		VE.SOM

CONTROL PANELS

- DA.S04
- 

\* Built-in control panel



# EVA.5




CONTROL PANELS:

EVA.5 ——— CP.EVA p.142

## ROAD BARRIERS

integrated control box with external release galvanized and painted casing and cover for passages up to 5 m

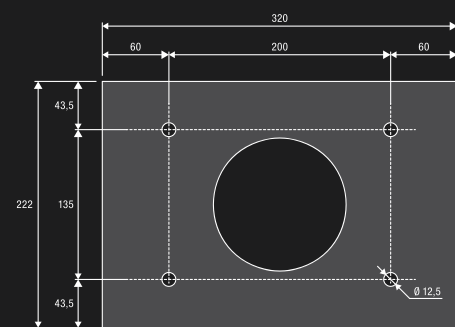
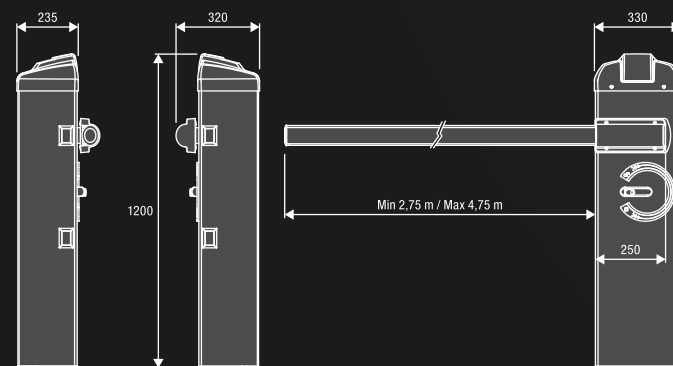
FOUNDATION PLATE AND RECEIVER NOT INCLUDED



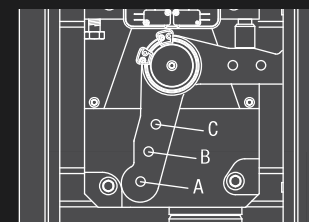
## 24 Vdc intensive use

- 24 Vdc electromechanical barrier for intensive use. The barrier can be easily switched over to the other side.
- Easy and fast programming of the control panel thanks to its being positioned on the top of the road barrier
- Extremely easy use and programming of the road barrier
- Possibility of integrated FTC.S photocells thanks to the innovative hide-away system
- Possibility of battery back up system
- Amperometric anticrushing control

- New fast acting release
- Elliptical rod with built-in rubber profile and optional built-in led lights
- Built-in flasher (requires EVA.LAMP card accessory)
- Three adjustable limit switches for the braking phases and the closure position
- 2 adjustable mechanical stops
- Simple, quick and reliable rod balancing system
- Foundation plate accessory with VE.PS coach screws



VE.PS



### ACCESSORIES FOR USE

	BAR LENGHT (m)				
	3	3.5	4	4.5	5
EVA5.A	C	C	B	B	A
EVA5.A + VE.RAST	C	B	B	A	A
EVA5.A + VE.AM	C	C	B	B	A
EVA5.A + VE.RAST + VE.AM	C	B	B	A	A
EVA5.A + SC.RES	C	B	B	A	A
EVA5.A + SC.RES + VE.AM	C	B	B	A	A

**Key:** EVA5.A: Shank with rubber and upper profile / VE.RAST: Aluminium skirt / VE.AM: Mobile support for bar / SC.RES: Sensitive resistive edge (complying with annexe 4 of the Machines Directive).  
**Attention:** The installation of the VE.RAST interferes with the use of the SC.RES and vice versa. The installation of the EVA.L lights kit does not influence the balancing of the bar.



**EVA5.A**  
9081005  
Elliptical arm of painted aluminium complete with cap and anti-collision rubber profile. (L. 5m)  
Available in two pieces with joint (EVA5.2A).




**EVA5.G**  
9424002  
Aluminium joint for EVA5.2A.



**VE.PS**  
9623068  
Foundation plate with coach screws for EVA.5.



**VE.TERM**  
9864010  
Thermostat for very cold places.



**VE.AM**  
9078020  
Mobile support for bars.



**VE.RAST**  
9672010  
Aluminium rack L= 2 m. H= 60 cm



**EVA.AF**  
9078035  
Painted fixed support.



**EVA.L**  
9534002  
Flashing light set for EVA5.A.



**EVA.SUP**  
9819035  
Support for EVA internal accessories.




**VE.KM1HN**  
9614267  
**VE.KM2HN**  
9614268  
Single/two-channel loop detector.



**VE.GS**  
9760050  
Traffic-light control unit for LED.TL.



**LED.TL**  
9766003  
2 light 230 Vac LED traffic light.



**EVA.LAMP**  
9534003  
Circuit for EVA.5 / EVA.7 flashing light.





**EVA.CAT5**  
9549030  
Set of 20 adhesive refractor strips for EVA5.A.



**ESA BASIC**  
9176108  
System that reduces the electrical energy consumption. In the EVA.5 model, the use of ESA BASIC is not compatible with the battery operation.



**KSUN**  
9611004  
KIT for system operation via solar panel. For 24 Vdc models.



**MADE IN ITALY**

### TECHNICAL DATA

	EVA.5
Code	9083106
Power supply	230 Vac (50-60Hz)
Motor supply	24 Vdc
Max absorbed current	1.6 A
Torque	205 Nm
Opening time	3" - 5"
Operation cycle	intensive use
Protection level	IP44
Operating temperature	-20°C /+50°C
Weight	55 kg
Items no. per pallet	9





# EVA.7



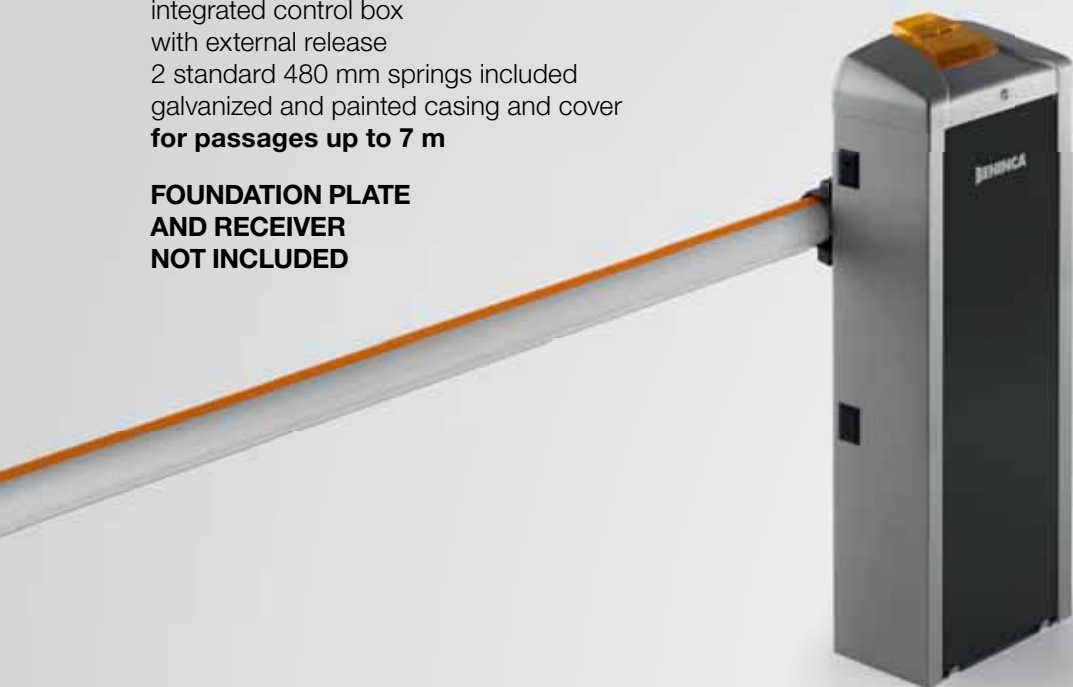
CONTROL PANELS:

EVA.7 — CP.EVA p.142

## ROAD BARRIERS

integrated control box with external release  
2 standard 480 mm springs included  
galvanized and painted casing and cover  
**for passages up to 7 m**

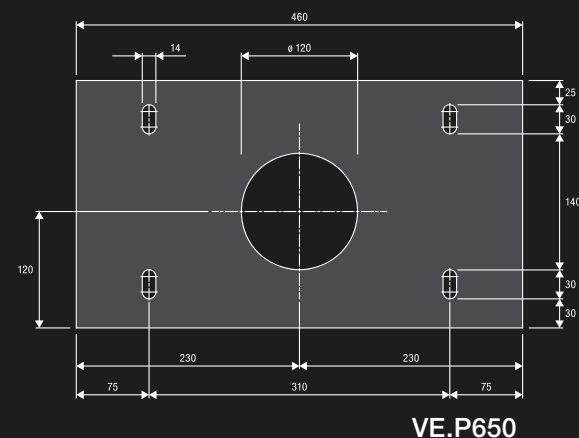
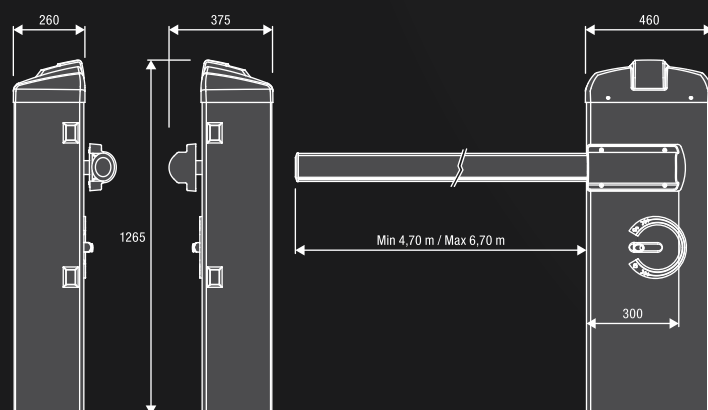
**FOUNDATION PLATE AND RECEIVER NOT INCLUDED**



## 24 Vdc intensive use

- 24 Vdc electromechanical barrier for intensive use. The barrier can be easily switched over to the other side.
- Easy and fast programming of the control panel thanks to its being positioned on the top of the road barrier
- Extremely easy use and programming of the road barrier
- Possibility of integrated FTC.S photocells thanks to the innovative hide-away system
- Possibility of battery back up system
- Amperometric anticrushing control

- New fast acting release
- Elliptical rod with built-in rubber profile and optional built-in led lights
- Built-in flasher (requires EVA.LAMP card accessory)
- Three adjustable limit switches for the braking phases and the closure position
- 2 adjustable mechanical stops
- Simple, quick and reliable rod balancing system
- Foundation plate accessory with VE.P650 coach screws



**EVA7.A**  
9081006  
Elliptical arm of painted aluminium complete with cap, and anti-collision rubber profile (L. 7m). Available in two pieces with joint (EVA7.2A).



**EVA7.G**  
9424003  
Aluminium joint for EVA7.2A.




**VE.P650**  
9623069  
Foundation plate with coach screws for EVA.7.



**VE.TERM**  
9864010  
Thermostat for very cold places.



**VE.AM**  
9078020  
Mobile support for bars.



**VE.RAST**  
9672010  
Aluminium rack L= 2 m. H= 60 cm



**EVA.AF**  
9078035  
Painted fixed support.



**EVA.L**  
9534002  
Flashing light set for EVA7.A.



**EVA.SUP**  
9819035  
Support for EVA internal accessories.




**VE.KM1HN**  
9614267  
**VE.KM2HN**  
9614268  
Single/two-channel loop detector.



**VE.GS**  
9760050  
Traffic-light control unit for LED.TL.



**LED.TL**  
9766003  
2 light 230 Vac LED traffic light.



**EVA.LAMP**  
9534003  
Circuit for EVA.5 / EVA.7 flashing light.



**EVA.CAT7**  
9549031  
Set of 20 adhesive refractor strips for EVA7.A.




**EVA.KM**  
9576001  
Spring for EVA.7 (364 mm).



**ESA BASIC**  
9176108  
System that reduces the electrical energy consumption. In the EVA.7 model, the use of ESA BASIC is not compatible with the battery operation.



**KSUN**  
9611004  
KIT for system operation via solar panel. For 24 Vdc models.



**MADE IN ITALY**

### WITHOUT ACCESSORIES

BAR LENGTH (m)	TYPE OF SPRING	APPROX TENSIONING OF THE SPRING (mm)	
		EVA.KM	STANDARD SPRING
5	Standard spring	---	35
5.5	Standard spring	---	90
6	EVA.KM + Standard spring	31	15
6.5	N° 2 Standard springs	---	5 / 5
7	N° 2 Standard springs	---	35 / 35

### WITH ACCESSORIES: CAP, EVA.L, SC.RES/VE.RAST, VE.AM

BAR LENGTH (m)	TYPE OF SPRING	APPROX TENSIONING OF THE SPRING (mm)	
		EVA.KM	STANDARD SPRING
5	Standard spring	---	100
5.5	EVA.KM + Standard spring	52	138
6	N° 2 Standard springs	---	20 / 20
6.5	N° 2 Standard springs	---	65 / 65
7	---	---	---

### TECHNICAL DATA

	<b>EVA.7</b>
Code	9083108
Power supply	230 Vac (50-60Hz)
Motor supply	24 Vdc
Max absorbed current	1.6 A
Torque	285 Nm
Opening time	5" - 7"
Operation cycle	intensive use
Protection level	IP44
Operating temperature	-20°C /+50°C
Weight	105 kg
Items no. per pallet	6

**Attention:** The installation of the VE.RAST interferes with the use of the SC.RES and vice versa. The installation of the EVA.L lights kit does not influence the balancing of the bar.



# LADY



CONTROL PANELS:

LADY — DA.24V p.143

## ROAD BARRIERS

integrated control box  
for passages up to 4 m

FOUNDATION PLATE  
AND RECEIVER  
NOT INCLUDED

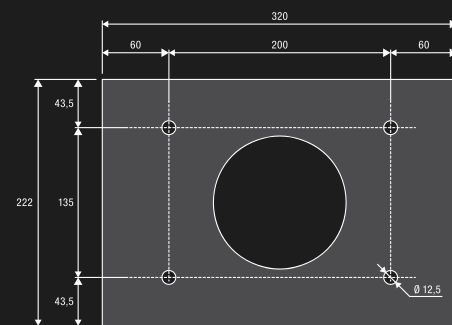
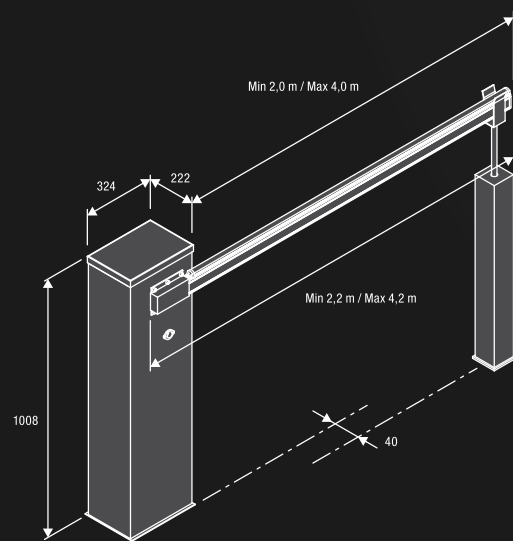


RAL 2009

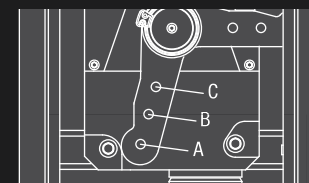
## 24 Vdc intensive use

- Electromechanical 24 Vdc right barrier for intensive use. The barrier can be easily converted to left operation
- Manual release with external activation
- Optional built-in FTC.S photocells thanks to the innovative hide-away system that allows for their perfect integration
- 2 adjustable mechanical stops
- Optional battery powered operation

- Amperometric sensor obstacle detection system to prevent crushing
- Three adjustable limit switches for the braking phases and the closure position
- Stainless steel version LADY.I available
- Simple, quick and reliable rod balancing system
- Foundation plate accessory with VE.PS coach screws









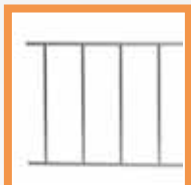










VE.PS



ACCESSORIES FOR USE	BAR LENGHT (m)				
	2.2	2.7	3.2	3.7	4.2
No accessories	C	C	C	B	A
LADY.P (only upper)	C	C	B	B	A
LADY.P (upper and lower)	C	C	B	B	A
VE.RAST	C	B	B	A	---
LADY.P (only upper) + VE.RAST	C	B	B	A	---
LADY.P (only upper) + VE.AM	C	B	B	A	A
LADY.P (upper and lower) + VE.AM	C	B	B	A	---
LADY.P (only upper) + VE.RAST + VE.AM	C	B	A	---	---
SC.RES	C	B	B	A	---
LADY.P (only upper) + SC.RES	C	B	A	A	---
SC.RES + VE.AM	C	B	A	A	---
LADY.P (only upper) + SC.RES + VE.AM	C	B	A	---	---

The installation of the VE.RAST interferes with the use of the SC.RES and vice versa.  
The installation of the LADY.L lights kit does not influence the balancing of the bar.



 <b>LADY.A</b> 9081001 4.2 m aluminium arm with caps included (4200x60x38mm). Available in two pieces needs the joint (LADY.GT).	 <b>LADY.P</b> 9081002 4.2 m white painted aluminium arm. Caps are included. Provided with red rubber profiles.	 <b>LADY.GT</b> 9424001 Aluminium joint for LADY.A.	 <b>VE.PS</b> 9623068 Foundation plate with coach screws for LADY.	 <b>VE.TERM</b> 9864010 Thermostat for very cold places.	 <b>VE.AM</b> 9078020 Mobile support for bars.
 <b>VE.RAST</b> 9672010 Aluminium rack L= 2 m. H= 60 cm	 <b>VE.AF</b> 9078010 <b>VE.AFI</b> 9078015 Painted/ Stainless steel fixed support for bars.	 <b>LADY.COL</b> 9230001 Support for the installation of a second pair of photocell.	 <b>LADY.SN</b> 9780001 Articulated joint set for LADY.A / LADY.P (rubber profiles must be removed). It compromises the use of any other accessory.	 <b>LADY.L</b> 9534001 Flashing light set for LADY.P.	 <b>VE.KM1HN</b> 9614267 <b>VE.KM2HN</b> 9614268 Single/two-channel loop detector.
 <b>VE.CS</b> 9760050 Traffic-light control unit for LED.TL.	 <b>LED.TL</b> 9766003 2 light 230 Vac LED traffic light.	 <b>VE.CAT500</b> 9549020 Set of 20 adhesive refractor strips for LADY.A / LADY.P.	 <b>ESA BASIC</b> 9176108 System that reduces the electrical energy consumption. In the LADY model, the use of ESA BASIC is not compatible with the battery operation.	 <b>KSUN</b> 9611004 KIT for system operation via solar panel. For 24 Vdc models.	

**MADE IN ITALY**

TECHNICAL DATA	LADY
Code	9083098
Power supply	230 Vac (50-60Hz)
Motor supply	24 Vdc
Max absorbed current	1.6 A
Torque	205 Nm
Opening time	3" - 5"
Operation cycle	intensive use
Protection level	IP44
Operating temperature	-20°C /+50°C
Weight	52 kg
Items no. per pallet	9



# LADY.5

## ROAD BARRIERS

integrated control box  
for passages up to 5 m

**FOUNDATION PLATE  
AND RECEIVER  
NOT INCLUDED**



CONTROL PANELS:

LADY.5 — DA.24V p.143

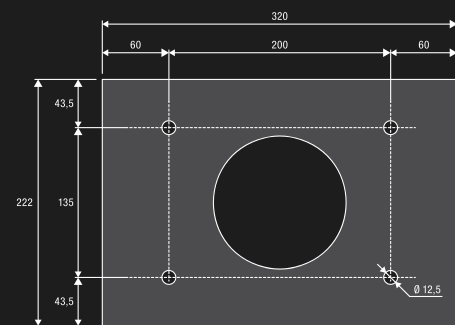
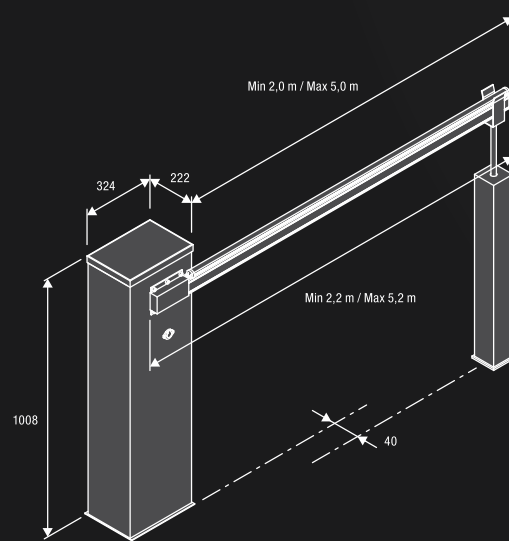


RAL 2009

## 24 Vdc intensive use

- Electromechanical 24 Vdc right barrier for intensive use. The barrier can be easily converted to left operation
- Manual release with external activation
- Optional built-in FTC.S photocells thanks to the innovative hide-away system that allows for their perfect integration
- 2 adjustable mechanical stops
- Optional battery powered operation

- Amperometric sensor obstacle detection system to prevent crushing
- Three adjustable limit switches for the braking phases and the closure position
- Stainless steel version LADY.5I available
- Simple, quick and reliable rod balancing system
- Foundation plate accessory with VE.PS coach screws



VE.PS



**LADY.P5**  
9081027

5.2 m white painted aluminium arm. Caps are included. Provided with red rubber profiles.




**VE.PS**  
9623068

Foundation plate with coach screws for LADY.5.



**VE.TERM**  
9864010

Thermostat for very cold places.



**VE.AM**  
9078020

Mobile support for bars.



**VE.RAST**  
9672010

Aluminium rack L= 2 m. H= 60 cm



**VE.AF**  
9078010

**VE.AFI**  
9078015  
Painted/ Stainless steel fixed support for bars.



**LADY.COL**  
9230001

Support for the installation of a second pair of photocell.



**LADY.SN**  
9780001

Articulated joint set for LADY.P5 (rubber profiles must be removed). It compromises the use of any other accessory.



**LADY.L**  
9534001

Flashing light set for LADY.P5.



**VE.KM1HN**  
9614267

**VE.KM2HN**  
9614268  
Single/two-channel loop detector.



**VE.GS**  
9760050

Traffic-light control unit for LED.TL.



**LED.TL**  
9766003

2 light 230 Vac LED traffic light.



**VE.CAT500**  
9549020

Set of 20 adhesive refractor strips for LADY.P5.



**ESA BASIC**  
9176108

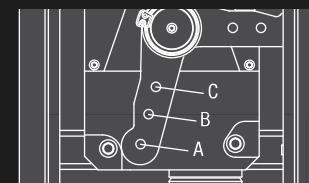
System that reduces the electrical energy consumption. In the LADY.5 model, the use of ESA BASIC is not compatible with the battery operation.



**KSUN**  
9611004

KIT for system operation via solar panel. For 24 Vdc models.

**MADE IN ITALY**



ACCESSORIES FOR USE	BAR LENGHT (m)						
	2.2	2.7	3.2	3.7	4.2	4.7	5.2
No accessories	---	C	C	B	B	B	A
LADY.P (only upper)	C	C	C	B	B	A	A
LADY.P (upper and lower)	C	C	C	B	B	A	A
VE.RAST	C	C	B	B	A	A	---
LADY.P (only upper) + VE.RAST	C	C	B	A	A	---	---
LADY.P (only upper) + VE.AM	C	C	C	B	A	A	A
LADY.P (upper and lower) + VE.AM	C	C	B	B	A	A	---
LADY.P (only upper) + VE.RAST + VE.AM	C	B	B	A	A	---	---
SC.RES	C	C	B	B	A	A	---
LADY.P (only upper) + SC.RES	C	C	B	A	A	---	---
SC.RES + VE.AM	C	B	B	A	A	---	---
LADY.P (only upper) + SC.RES + VE.AM	C	B	B	A	A	---	---
VE.RAST + VE.AM	C	B	B	A	A	---	---

The installation of the VE.RAST interferes with the use of the SC.RES and vice versa.  
The installation of the LADY.L lights kit does not influence the balancing of the bar.

TECHNICAL DATA	LADY.5
Code	9083052
Power supply	230 Vac (50-60Hz)
Motor supply	24 Vdc
Max absorbed current	1.6 A
Torque	205 Nm
Opening time	3" - 5"
Operation cycle	intensive use
Protection level	IP44
Operating temperature	-20°C /+50°C
Weight	52 kg
Items no. per pallet	9





# VE.500



CONTROL PANELS:

VE.500 — DA.24V p.143

## ROAD BARRIERS

integrated control box equipped with 1 white spring for passages up to 5 m

**FOUNDATION PLATE AND RECEIVER NOT INCLUDED**

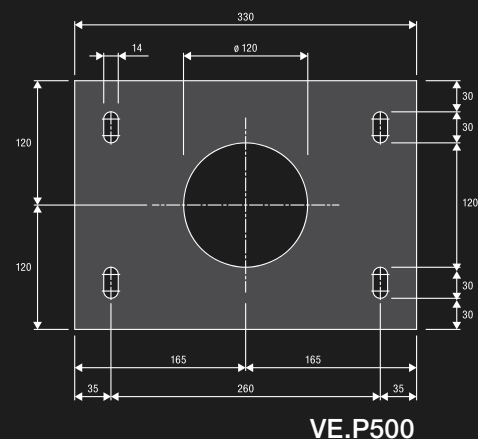
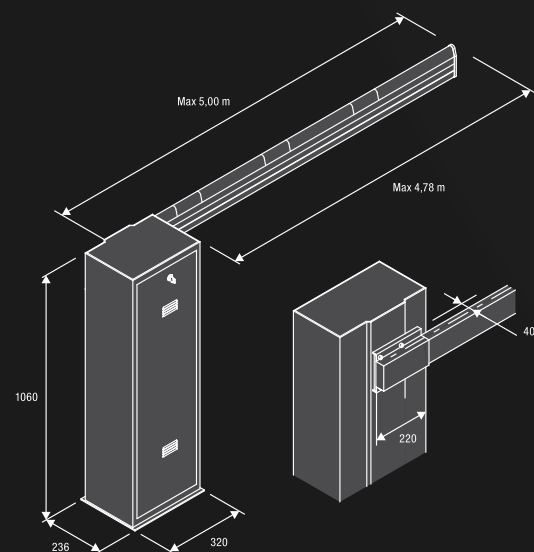


RAL 2009

## 24 Vdc intensive use


- Electromechanical 24 Vdc right barrier for intensive use. The barrier can be easily converted to left operation
- Optional built-in FTC.S photocells thanks to the innovative hide-away system that allows for their perfect integration
- 2 adjustable mechanical stops
- Optional battery powered operation

- Amperometric sensor obstacle detection system to prevent crushing
- Three adjustable limit switches for the braking phases and the closure position
- Foundation plate accessory with VE.P500 coach screws



**VE.500S**  
9081023

5m white painted, aluminium arm. Caps are included (5000x63x38,5). Available in two pieces, needs the joint (VE.GT24S).



**VE.C500**  
9081024

Ø 70 mm white painted aluminium round section arm. Caps are included. L=5000 mm. Suitable for very windy places. Available in two pieces needs the joint (VE.GT70).



**VE.GT24S**  
9424037

Aluminium joint for VE.500S.

**VE.GT70**  
9424005

Aluminium joint for VE.C500.



**VE.RP**  
9270001

Protection rubber for VE.500S with aluminium profile and caps.

**Packing: 10m**



**VE.P500**  
9623070

Foundation plate with coach screws for VE.500.



**VE.TERM**  
9864010

Thermostat for very cold places.



**VE.AM**  
9078020

Mobile support for bars.




**VE.RAST**  
9672010

Aluminium rack L= 2 m. H= 60 cm



**VE.AF**  
9078010

**VE.AFI**  
9078015  
Painted/ Stainless steel fixed support for bars.



**VE.KMB**  
9576190

**VE.KMG/N**  
9576210 / 9576220  
Spring for VE.500/l yellow, neutral or white.

**VE.KM24**  
9576040  
Set of 3 springs for VE.500/l: yellow, neutral, white.



**VE.SN500**  
9780033

Articulated joint set for VE.500S (rubber profiles must be removed). It compromises the use of any other accessory.



**VE.L500**  
9534050

Flashing light set for VE.500S.



**VE.KM1HN**  
9614267

**VE.KM2HN**  
9614268

Single/two-channel loop detector.



**VE.CS**  
9760050

Traffic-light control unit for LED.TL.



**LED.TL**  
9766003

2 light 230 Vac LED traffic light.




**VE.CAT500**  
9549020

Set of 20 adhesive refractor strips for VE.500S/VE.C500.



**ESA BASIC**  
9176108

System that reduces the electrical energy consumption. In the VE.500 model, the use of ESA BASIC is not compatible with the battery operation.



**KSUN**  
9611004

KIT for system operation via solar panel. For 24 Vdc models.

**MADE IN ITALY**

ACCESSORIES FOR USE	TYPE OF SPRING	BAR LENGTH (m)
VE.AM - VE.L500 - VE.SN500 - SC.RES - VE.RP	1 yellow	2
---	1 yellow	2,5
VE.AM - VE.L500 - VE.SN500 - SC.RES - VE.RP	1 neutral	2,5
VE.AM - VE.L500 - VE.SN500 - SC.RES - VE.RP	1 neutral	3
VE.AM - VE.L500 - VE.SN500 - SC.RES - VE.RP	1 neutral	3,5
VE.AM - VE.L500 - VE.SN500 - SC.RES - VE.RP - VE.RAST	1 neutral	4
VE.AM - VE.L500 - VE.SN500 - SC.RES - VE.RP - VE.RAST	1 white	4,5
VE.AM - VE.L500 - VE.SN500 - SC.RES - VE.RP	1 white	5

Installations of VE.RAST, SC.RES and VE.RP are mutually exclusive.

TECHNICAL DATA	VE.500
Code	9083102
Power supply	230 Vac (50-60Hz)
Motor supply	24 Vdc
Max absorbed current	1.6 A
Torque	205 Nm
Opening time	3" - 5"
Operation cycle	intensive use
Protection level	IP44
Operating temperature	-20°C /+50°C
Weight	55.2 kg
Items no. per pallet	9



# VE.650



CONTROL PANELS:

VE.650 — DA.24V p.143

## ROAD BARRIERS

integrated control box  
equipped with 2 neutral springs  
for passages up to 6.5 m

**FOUNDATION PLATE  
AND RECEIVER  
NOT INCLUDED**

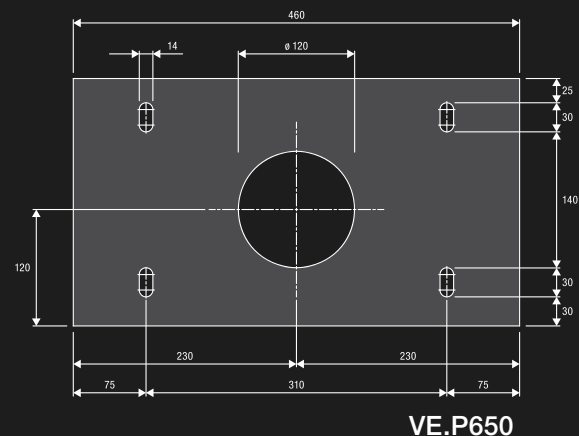
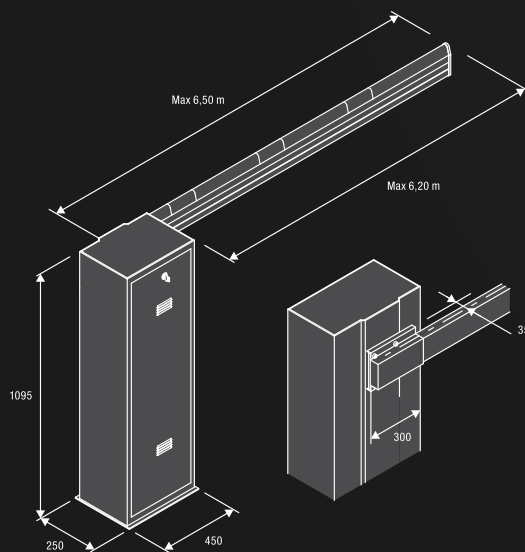


RAL 2009

## 24 Vdc intensive use


- Electromechanical 24 Vdc right barrier for intensive use. The barrier can be easily converted to left operation
- Optional built-in FTC.S photocells thanks to the innovative hide-away system that allows for their perfect integration
- 2 adjustable mechanical stops
- Optional battery powered operation

- Amperometric sensor obstacle detection system to prevent crushing
- Three adjustable limit switches for the braking phases and the closure position
- Stainless steel version VE.650I available
- Foundation plate accessory with VE.P650 coach screws



**VE.650A**  
9081030

6,5 m white painted, aluminium arm. Caps are included (6500x100x40). For VE.650/I. Available in two pieces needs the joint (VE.GT24).



**VE.C650**  
9081026

Ø 90 mm white painted aluminium round section arm. Caps are included L=6500mm. Suitable for very windy places. Available in two pieces needs the joint (VE.GT90).



**VE.GT24**  
9424035

Aluminium joint for VE.650A.

**VE.GT90**  
9424006

Aluminium joint for VE.C650.



**VE.RP**  
9270001

Protection rubber for VE.650A with aluminium profile and caps.

**Packing: 10m**



**VE.P650**  
9623069

Foundation plate with coach screws for VE.650.



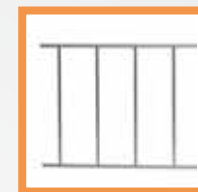
**VE.TERM**  
9864010

Thermostat for very cold places.



**VE.AM**  
9078020

Mobile support for bars.



**VE.RAST**  
9672010

Aluminium rack L= 2 m. H= 60 cm




**VE.AF**  
9078010

**VE.AFI**  
9078015  
Painted/ Stainless steel fixed support for bars.



**VE.KMB**  
9576190

**VE.KMG/N**  
9576210 / 9576220  
Spring for VE.650/I yellow, neutral or white.



**VE.KM24**  
9576040

Set of 3 springs for VE.650/I: yellow, neutral, white.



**VE.L650**  
9534060

Flashing light set for VE.650A.



**VE.KM1HN**  
9614267

**VE.KM2HN**  
9614268

Single/two-channel loop detector.



**VE.CS**  
9760050

Traffic-light control unit for LED.TL.



**LED.TL**  
9766003

2 light 230 Vac LED traffic light.




**VE.CAT650**  
9549010

Set of 20 adhesive refractor strips for VE.650A/VE.C650.



**ESA BASIC**  
9176108

System that reduces the electrical energy consumption. In the VE.650 model, the use of ESA BASIC is not compatible with the battery operation.



**KSUN**  
9611004

KIT for system operation via solar panel. For 24 Vdc models.

**MADE IN ITALY**

### ACCESSORIES FOR USE

VE.AM - VE.L650 - SC.RES - VE.RP - VE.RAST

### TYPE OF SPRING

1 neutral

### BAR LENGTH (m)

4,5

VE.AM - VE.L650 - SC.RES - VE.RP - VE.RAST

1 yellow + 1 neutral

5

VE.AM - VE.L650 - SC.RES - VE.RP - VE.RAST

1 yellow + 1 neutral

5,5

---

1 yellow + 1 neutral

6

VE.AM - VE.L650 - SC.RES - VE.RP - VE.RAST

2 neutral

6

VE.AM - VE.L650 - SC.RES - VE.RP - VE.RAST

2 neutral

6,5

Installations of VE.RAST, SC.RES and VE.RP are mutually exclusive.

### TECHNICAL DATA

### VE.650

Code	9083104
Power supply	230 Vac (50-60Hz)
Motor supply	24 Vdc
Max absorbed current	1.6 A
Torque	285 Nm
Opening time	5" - 7"
Operation cycle	intensive use
Protection level	IP44
Operating temperature	-20°C /+50°C
Weight	80.2 kg
Items no. per pallet	9



### CAR PARK SAVER

available in automatic or manual version



### 24 Vdc | intensive use

- Automation that safeguards the private car parks
- Easy and fast installation on the ground
- Automatic and manual versions available

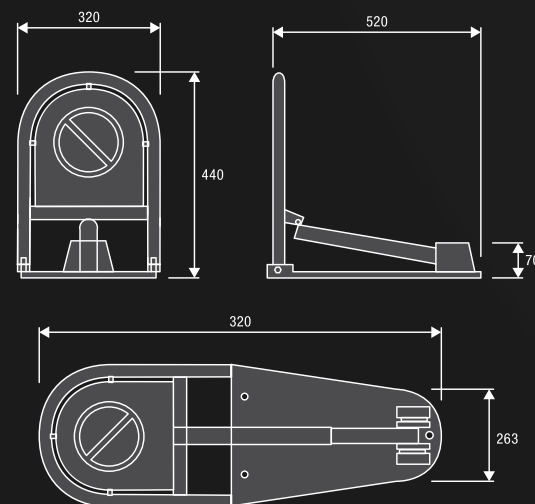


#### ESA BASIC

9176108

System that reduces the electrical energy consumption. In the 24 Vdc version, the use of ESA BASIC is not compatible with the battery operation.

**MADE IN ITALY**

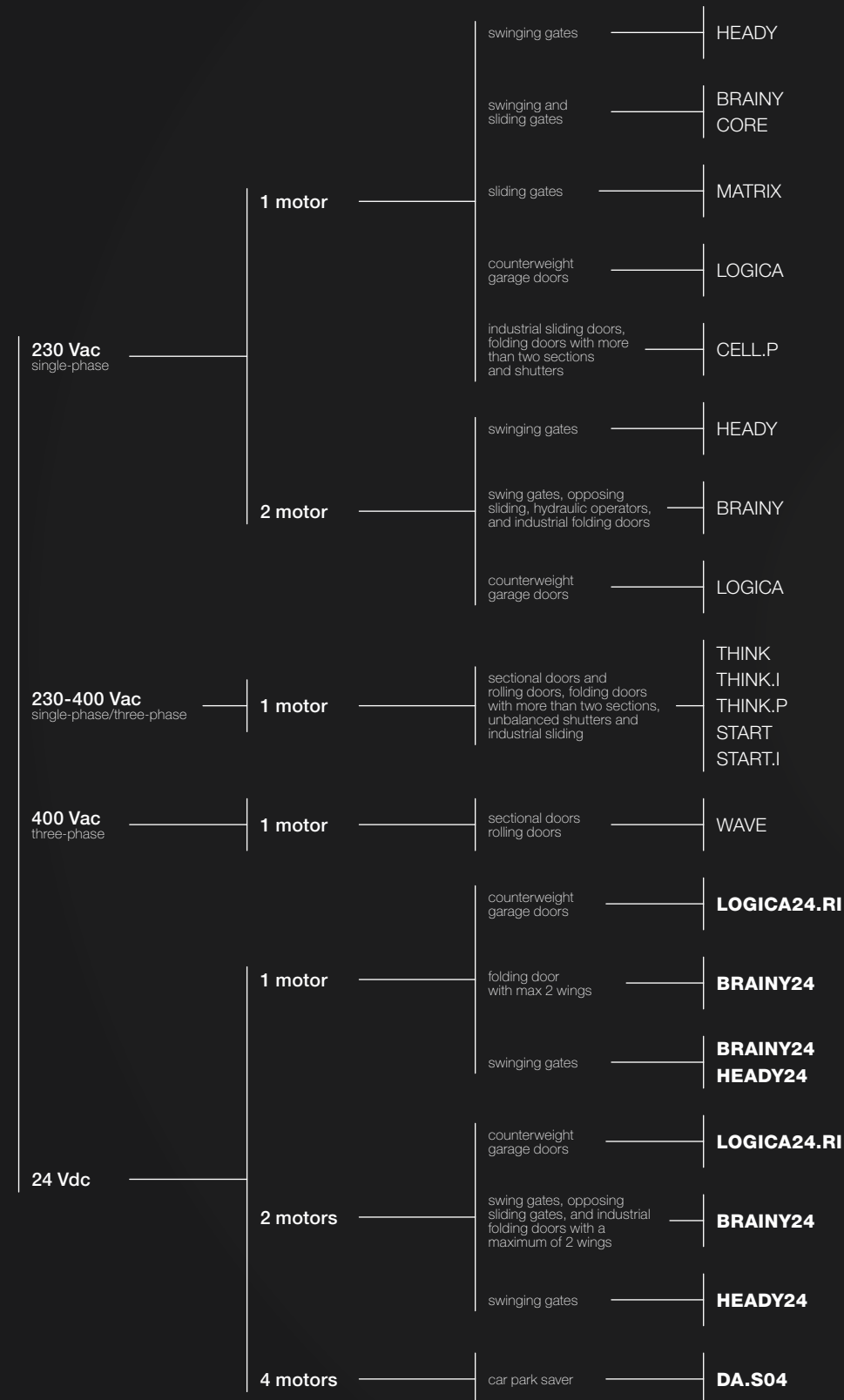


TECHNICAL DATA	VE.SOM	VE.SOR
Code	9082040	9082030
Operating way	manual	24 Vdc / automatic
Power supply	-	230 Vac (50-60Hz)
Motor supply	-	24 Vdc
Max absorbed current	-	2 A
Opening time	-	9"
Operation cycle	-	intensive use
Protection level	-	IP54
Operating temperature	-	-20°C /+50°C
Weight	6.8 kg	7.5 kg
Items no. per pallet	22	22





**EXTERNAL  
CONTROL  
PANELS**



**INTERNAL  
CONTROL  
PANELS**



**GREEN  
ECONOMY**





# SUN SYSTEM

## GREEN ECONOMY

### 30W SOLAR PANEL



## PRACTICAL, ECOLOGICAL

SUN SYSTEM is the perfect solution for installing automated mechanisms in places where there is no source of electricity and without having to spend money on costly construction.

## TECHNOLOGY AND EVOLUTION!

The fact that there is a display panel allows operators to monitor several important parameters regarding historical data and statistics at all times


- Instant values on battery and solar panel voltage
- Instant values on the current generated by the solar panel and the batteries
- Number of days the system has been in operation
- Average charging current values of the battery and log of consumption data
- Error messages related to over-current battery issues
- Verification of battery charge status

## FLEXIBLE BECAUSE IT IS OPEN!

- It is possible to connect to the control panel up to 3 solar panels
- Batteries of varying capacities (7-50Ah) can also be used.

## LOW ENERGY USE = MORE MANOEUVRES!

- The system is controlled via the SUNNY central command device
- SUNNY keeps the automation's control panel deactivated and enables the power supply only after it receives a signal or command over the wire to do so.
- Thanks to the card's low energy consumption levels in stand-by mode, the system is able to ensure a number of manoeuvres also in hours of the day or periods with less-than-ideal solar radiation conditions.



## ACCESSORIES



**DA.BT18**  
9086004  
18 Ah 12 Vdc batteries.



**SUN.PANEL**  
9611021  
High-performance monocrystalline silicon solar panel (30W).



**COL.KSUN**  
9252060  
Column for battery housing DA.BT18 and control unit SUNNY.LB, equipped with removable battery tray. H=650x323x230mm



**COL.BR**  
9585000  
Pair of clamps for fixing solar panel to column COL.KSUN.



### KSUN 9611004

KIT for system operation via solar panel, made up of photovoltaic panel (30W) in monocrystalline silicon and with high efficiency, and a control unit (SUNNY) complete with display and built-in radio receiver. The receiver is capable of managing three types of encoding: rolling code, programmable code, and advanced rolling code (ARC).

CONTROL PANEL TECHNICAL DATA	SUNNY
Photovoltaic panel type	Vmp: 15 ÷ 40V (load voltage) Wp: 15 ÷ 80 W (maximum power)
Power supply output	24 Vdc
Protection degree	IP55
Operational temperature	-20°C / +50°C
Radio receiver	built-in and configurable (rolling-code or fixed + rolling-code)
No. of codes that can be saved	512 Rolling-code / 16 code fixed

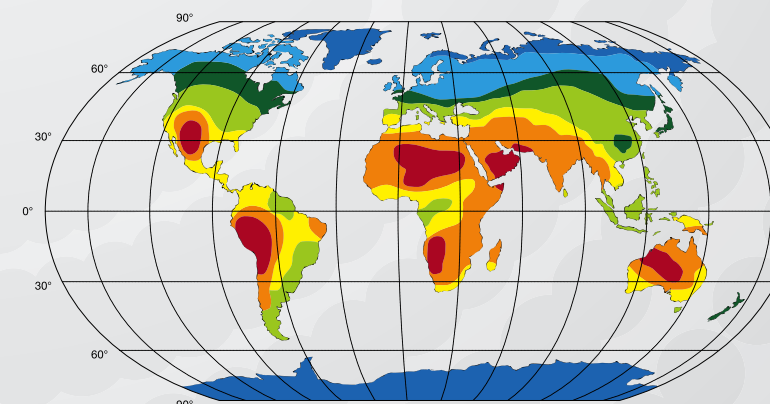


### SUNNY 9176316

Control unit complete with display, 3 code radio receiver, rolling code, programmable code, and advanced rolling code (ARC). You can connect up to three solar panels to the control unit.

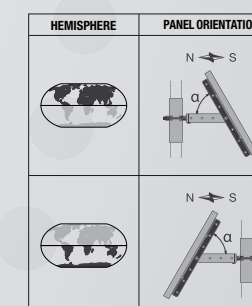
SOLAR PANEL TECHNICAL DATA	SUN.PANEL
Voltage with open circuit (Voc)	21,5
Voltage at maximum power (Vmp)	17,5
Short circuit current Isc (A)	1,88
Current at maximum power Imp (A)	1,7
Peak power Wp +/- 5%	30

## CHART REGARDING AVERAGE SOLAR RADIATION DISTRIBUTION



AVERAGE NUMBER OF DAILY MANOEVRES WITH KBOB24 / KBULL624*	AVERAGE NUMBER OF DAILY MANOEVRES WITH KBULL424*
133	191
114	163
95	136
76	108
57	81
37	54
18	26

\* Refer back to the manual for more precise values  
The above data refer to some of the configurations possible with SUN SYSTEM



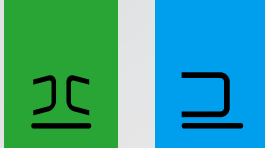
Latitude	Angle of inclination α
0° - 15°	15°
15° - 25°	The value is the same as that of the latitude
25° - 30°	Add 5° to the latitude value
30° - 35°	Add 10° to the latitude value
35° - 40°	Add 15° to the latitude value
> 40°	Add 20° to the latitude value







CORE  
9176119



MATRIX  
9176037



## EXTERNAL CONTROL PANELS

230 Vac



### APPLICATION

1 actuator for sliding or 1 swing door

### CONTROL PANEL POWER SUPPLY

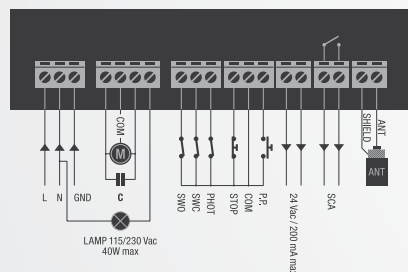
230 Vac

### MOTORS POWER SUPPLY

230 Vac 750W

### MAIN FUNCTIONS:

- Parameter and operation logics adjustment via trimmer and dip-switch
- Built-in 433.92 MHz 64 codes and 3 codes radio receiver (programmable code, rolling code, ARC)
- Removable terminal blocks
- Automatic and semi automatic function logic
- Motor limit switch inputs
- Step by step, stop, photocell inputs
- Gate open indicator light output
- 5 level electronic torque adjustment
- Optional management of remote controls memorised on receiver with built-in Advantouch



## ACCESSORIES



**E.LOCK**  
9765001

230 Vac vertical electric lock, supplied with counterplate.



**E.LOCKSE**  
9765002

Extended cylinder for E.LOCK electric lock. It allows to unlock gates up to 55mm-thick from the outside.




**DA.2S**  
9760100

Electronic card that allows synchronised movement of 2 automations (facing doors).



**SC.RD**  
9760027

Board no. 4 relays for control unit inputs support/decoupling. For use in the event of very long connections (i.e. buttons in house).



## EXTERNAL CONTROL PANELS

230 Vac



### APPLICATION

1 actuator for sliding gate

### CONTROL PANEL POWER SUPPLY

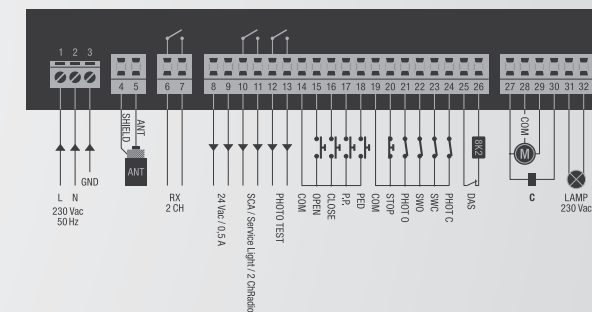
230 Vac

### MOTORS POWER SUPPLY

230 Vac 1000W

### MAIN FUNCTIONS:

- Built-in LCD display
- Built-in 433.92 MHz 64 codes and 2 codes radio receiver (programmable code and rolling code)
- Removable terminal blocks
- Encoder input for obstruction detection
- Motor limit switch inputs
- Open, close and pedestrian inputs
- Output for gate open indicator light, second radio channel and test photocells and service light
- Electronic torque adjustment
- Open and close deceleration
- Electronic braking guarantees a precise stop, even with heavy doors
- Optional parameter configuration and remote control management using the Advantouch system
- Number of manoeuvres



## ACCESSORIES



**DA.2S**  
9760100

Electronic card that allows synchronised movement of 2 automations (facing doors).




**SC.RD**  
9760027

Board no. 4 relays for control unit inputs support/decoupling. For use in the event of very long connections (i.e. buttons in house).



**DA.LB**  
9230031

Galvanized column for outdoor installation of LB box. Packaging: 2 pcs





## EXTERNAL CONTROL PANELS

230 Vac



### APPLICATION

1 or 2 actuators for tilt up doors

### CONTROL PANEL POWER SUPPLY

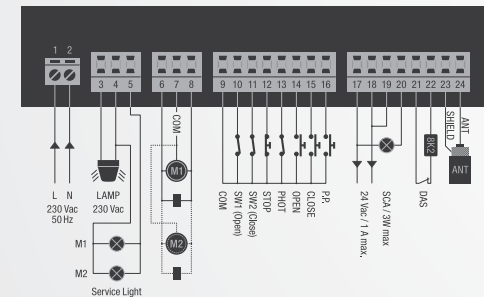
230 Vac

### MOTORS POWER SUPPLY

230 Vac 300W + 300W

### MAIN FUNCTIONS:

- Built-in LCD display
- Built-in 433.92 MHz 64 codes and 3 codes radio receiver (programmable code, rolling code, ARC)
- Removable terminal blocks
- Encoder input for obstruction detection
- Separate limit switch inputs for each motor
- Open, close, stop, step by step inputs
- N.C. or 8K2 safety edge input
- 230 Vac service light output
- Autoset operating parameters with encoder equipped ZED series motors
- Electronic adjustment of working times couple
- Electronic decelerations
- Optional parameter configuration and remote control management using the Advantouch system
- Number of manoeuvres
- Programming access password
- Maintenance reminder



## EXTERNAL CONTROL PANELS

230 Vac



### APPLICATION

1 actuator for industrial sliding doors, folding doors with more than two sections and shutters

### CONTROL PANEL POWER SUPPLY

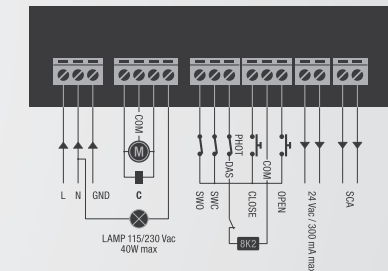
230 Vac

### MOTORS POWER SUPPLY

230 Vac 750W

### MAIN FUNCTIONS:

- Parameter and operation logics adjustment via trimmer and dip-switch
- Built-in 433.92 MHz 64 codes and 2 codes radio receiver (programmable code and rolling code)
- Removable terminal blocks
- Automatic and semi automatic function logic
- Motor limit switch inputs
- N.C. or 8K2 safety edge input
- Inputs for buttons for programmable step by step opening and for closing
- Gate open indicator light output
- 5 level electronic torque adjustment
- Optional management of remote controls memorised on receiver with built-in Advantouch



**NOTE:**  
The exit to the start-up capacitor is not present for applications with VN.S40V model

## ACCESSORIES



**SC.RD**  
9760027


Board no. 4 relays for control unit inputs support/decoupling. For use in the event of very long connections (i.e. buttons in house).



**KPO**  
9855001

Set of 2 green push buttons (N.O.) and front cover for Box LB.

**KPC**  
9855002  
Set of 2 push buttons (green-N.O. and red-N.C.) and front cover for box LB.




## ACCESSORIES



**SC.RD**  
9760027

Board no. 4 relays for control unit inputs support/decoupling. For use in the event of very long connections (i.e. buttons in house).





KER  
9176073



## EXTERNAL CONTROL PANELS

230 Vac



### APPLICATION

1 actuator for shutters

### CONTROL PANEL POWER SUPPLY

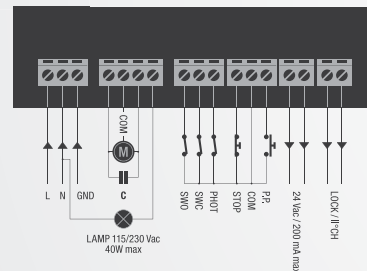
230 Vac

### MOTORS POWER SUPPLY

230 Vac 750W

### MAIN FUNCTIONS:

- Parameter and operation logics adjustment via trimmer and dip-switch
- Built-in 433.92 MHz 64 codes radio receiver with rolling code system
- Fixed terminal blocks
- Automatic and semi automatic function logic
- Motor limit switch inputs
- Step by step, stop, photocell inputs
- Second radio channel output
- 5 level electronic torque adjustment
- Optional management of remote controls memorised on built-in receiver through Advantouch



THINK  
9176024



## EXTERNAL CONTROL PANELS

230-400 Vac



### APPLICATION

1 actuator for sectional doors and rolling doors, folding doors with more than two sections, unbalanced shutters and industrial sliding

### CONTROL PANEL POWER SUPPLY

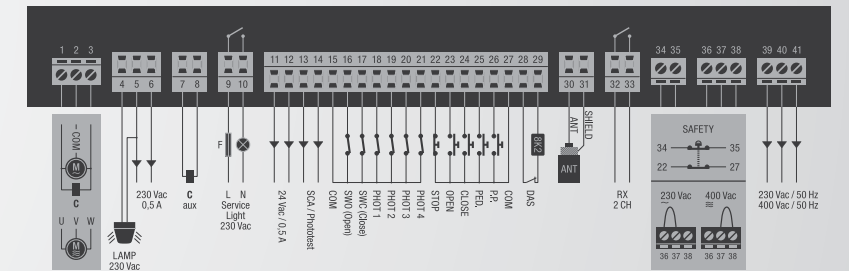
230 Vac or 400 Vac

### MOTORS POWER SUPPLY


230 Vac 900W or 400 Vac 2200W

### MAIN FUNCTIONS:

- Built-in LCD display
- Plug in radio receiver ready
- Removable terminal blocks
- Motor limit switch inputs
- Open, close and pedestrian inputs
- Inputs for 4 pairs of photocells
- N.C. or 8K2 safety edge input
- Service light and gate open indicator light output
- Phase loss and motor overcurrent protection
- Optional management of parameters memorised on electronic control unit with built-in Advantouch
- Number of manoeuvres



## ACCESSORIES



### SC.RD

9760027

Board no. 4 relays for control unit inputs support/decoupling. For use in the event of very long connections (i.e. buttons in house).

## VERSIONS



### THINK.P

9176031

THINK control units with open, close, stop buttons incorporated in the control panel.



### THINK.I

9176033

THINK control units with open, close, stop buttons with self-hold and three-pole door-blocking switch incorporated in the control panel. Resistant box for use in industrial environments, degree of protection IP 55.

## ACCESSORIES



### DA.2S

9760100

Electronic card that allows synchronised movement of 2 automations (facing doors).



### SC.RD

9760027

Board no. 4 relays for control unit inputs support/decoupling. For use in the event of very long connections (i.e. buttons in house).



### KPO

9855001

Set of 2 green push buttons (N.O.) and front cover for Box LB.

### KPC

9855002

Set of 2 push buttons (green-N.O. and red-N.C.) and front cover for box LB.



### ONE.2WI


9673102

433.92 Mhz universal plug-in receiver, 2 channels.





**START**  
9176968



**WAVE**  
9176124



## EXTERNAL CONTROL PANELS

230-400 Vac



### APPLICATION

1 actuator for sectional doors and rolling doors, folding doors with more than two sections, unbalanced shutters and industrial sliding

### CONTROL PANEL POWER SUPPLY

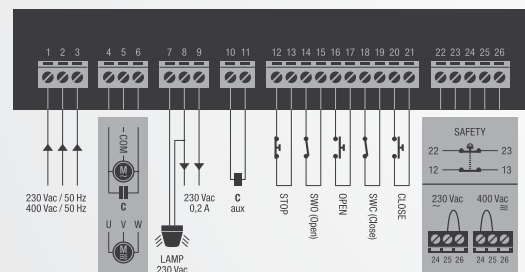
230 Vac o 400 Vac

### MOTORS POWER SUPPLY

230 Vac 900W o 400 Vac 2200W

### MAIN FUNCTIONS:

- Dead man functioning logic
- Fixed terminal blocks
- Motor limit switch inputs
- Open, close and emergency stop inputs
- Open and close buttons built-in to the control unit
- Output for connection of flasher and auxiliary capacitor for motor start inrush



## VERSIONS



**START.I**  
9176183

START control units with open, close, stop buttons with self-hold and three-pole door-blocking switch incorporated in the control panel. Resistant box for use in industrial environments, degree of protection IP 55.

## ACCESSORIES



**DA.2S**  
9760100

Electronic card that allows synchronised movement of 2 automations (facing doors).




**SC.RD**  
9760027

Board no. 4 relays for control unit inputs support/decoupling. For use in the event of very long connections (i.e. buttons in house).



**KPO**  
9855001

Set of 2 green push buttons (N.O.) and front cover for Box LB.

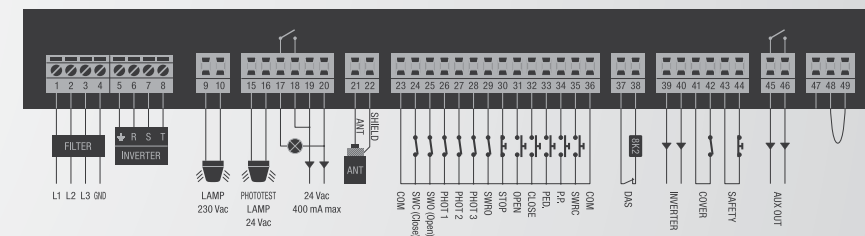








## ACCESSORIES



**SC.RD**  
9760027

Board no. 4 relays for control unit inputs support/decoupling. For use in the event of very long connections (i.e. buttons in house).



## EXTERNAL CONTROL PANELS

400 Vac



### APPLICATION

1 actuator for industrial sectional doors and sliding doors

### CONTROL PANEL POWER SUPPLY

400 Vac

### MOTORS POWER SUPPLY

400 Vac 1500W

### MAIN FUNCTIONS:

- Built-in LCD display
- Built-in 433.92 MHz 64 codes and 3 codes radio receiver (programmable code, rolling code and ARC)
- Removable terminal blocks
- Motor limit switch inputs
- Step by step, open and close inputs
- Pedestrian input
- Stop input
- Inputs for 3 pairs of photocells
- N.C. or 8K2 safety edge input
- Output for gate open indicator light, second radio channel and test photocells and service light
- Operating parameters autose
- Electronic torque adjustment
- Open and close deceleration
- Electronic braking guarantees a precise stop, even with heavy doors
- Optional parameter configuration and remote control management using the Advantouch system
- Built-in inverter
- Number of manoeuvres
- Programming access password
- Maintenance reminder



# BRAINY24

9176224



## EXTERNAL CONTROL PANELS 24 Vdc



### APPLICATION

1 or 2 actuators for swing gates, opposing sliding gates, and industrial folding doors with a maximum of 2 sections

### CONTROL PANEL POWER SUPPLY

230 Vac

### MOTORS POWER SUPPLY

24 Vdc 120W + 120W

### MAIN FUNCTIONS:

- Built-in LCD display
- Built-in 433.92 MHz 64 codes and 3 codes radio receiver (programmable code, rolling code, ARC)
- Removable terminal blocks
- Separate limit switch inputs for each motor
- Open, close and pedestrian inputs
- Open-close and close photocell inputs
- N.C. or 8K2 safety edge input
- 12 Vdc electric lock output
- Gate open indicator light output, service light, second radio channel and test photocells
- Operating parameters autose
- Electronic adjustment of individual couple for each motor
- Crush prevention security with amperometric sensor detection and encoder management
- Independent decelerations during open and close for each motor
- Optional parameter configuration and remote control management using the Advantouch system
- Number of manoeuvres
- Programming access password
- Maintenance reminder

# HEADY24

9176229



## EXTERNAL CONTROL PANELS 24 Vdc



### APPLICATION

1 or 2 actuators for swing gates

### CONTROL PANEL POWER SUPPLY

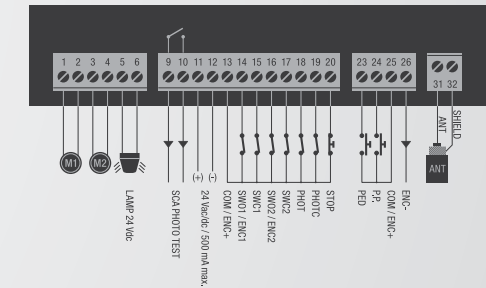
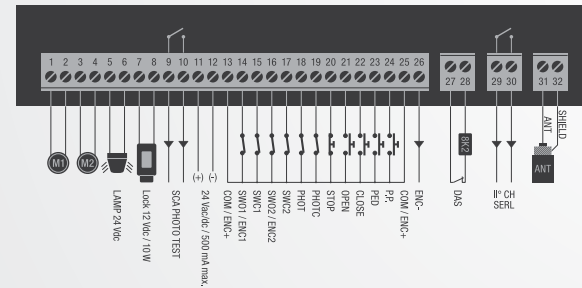
230 Vac

### MOTORS POWER SUPPLY

24 Vdc 60W + 60W

### MAIN FUNCTIONS:

- Built-in LCD display
- Built-in 433.92 MHz 64 codes and 3 codes radio receiver (programmable code, rolling code, ARC)
- Removable terminal blocks
- Separate limit switch inputs for each motor
- Open, close and pedestrian inputs
- Open-close and close photocell inputs
- N.C. or 8K2 safety edge input
- Gate open indicator light output, service light, second radio channel and test photocells
- Operating parameters autose
- Electronic adjustment of individual couple for each motor
- Crush prevention security with amperometric sensor detection and encoder management
- Independent decelerations during open and close for each motor
- Optional parameter configuration and remote control management using the Advantouch system
- Number of manoeuvres
- Programming access password
- Maintenance reminder



## ACCESSORIES



- DU.V96** 9765035  
12 Vac/dc vertical electric lock, supplied with counterplate. Permits internal/external release.
- DU.V90** 9765030  
12 Vac/dc horizontal electric lock, supplied with counterplate. Permits internal/external release.
- DU.9990** 9623010  
Covering plate for DU.V90.
- SC.RD** 9760027  
Board no. 4 relays for control unit inputs support/decoupling. For use in the event of very long connections (i.e. buttons in house).
- DA.LB** 9230031  
Galvanized column for outdoor installation of LB box. Packaging: 2 pcs
- BRAINY24.CB** 9760070  
Accessory with CBY.24V battery charger, 1.2 Ah batteries and base.
- NIMH.CB** 9760017  
Accessory with CBY.24V battery charger card, NIMH batteries and support.

## ACCESSORIES



- DU.V96** 9765035  
12 Vac/dc vertical electric lock, supplied with counterplate. Permits internal/external release.
- DU.V90** 9765030  
12 Vac/dc horizontal electric lock, supplied with counterplate. Permits internal/external release.
- DU.9990** 9623010  
Covering plate for DU.V90.
- L.BY** 9760024  
Control board for electric lock 12/24 Vdc.
- SC.RD** 9760027  
Board no. 4 relays for control unit inputs support/decoupling. For use in the event of very long connections (i.e. buttons in house).
- BRAINY24.CB** 9760070  
Accessory with CBY.24V battery charger, 1.2 Ah batteries and base.
- NIMH.CB** 9760017  
Accessory with CBY.24V battery charger card, NIMH batteries and support.



**EXTERNAL CONTROL PANELS**  
**24 Vdc**



**APPLICATION**

1 or 2 actuators for tilt up doors

**CONTROL PANEL POWER SUPPLY**

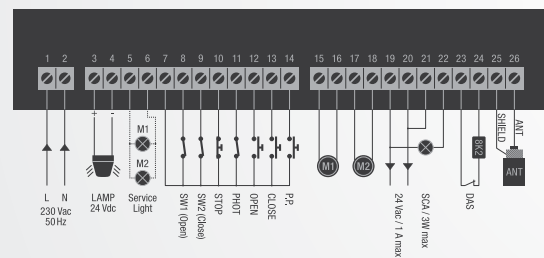
230 Vac

**MOTORS POWER SUPPLY**

24 Vdc 80W + 80W

**MAIN FUNCTIONS:**

- Parameter and operation logics adjustment via trimmer and dip-switch
- Built-in 433.92 MHz 64 codes and 2 codes radio receiver (programmable code, rolling code)
- Removable terminal blocks
- Motor limit switch inputs
- Open, close, stop, step by step inputs
- N.C. or 8K2 safety edge input
- 24 Vac/dc service light output
- Electronic couple adjustment
- Amperometric sensor obstacle detection security to prevent crushing
- Electronic decelerations
- Optional management of remote controls memorised on built-in receiver through Advantouch



**ACCESSORIES**



- SC.RD** 9760027  
Board no. 4 relays for control unit inputs support/decoupling. For use in the event of very long connections (i.e. buttons in house).
- KPO** 9855001  
Set of 2 green push buttons (N.O.) and front cover for Box LB.  
**KPC** 9855002  
Set of 2 push buttons (green-N.O. and red-N.C.) and front cover for box LB.
- CBY.24V** 9760016  
Battery charger card. The CBY.24V card allows to charge two different types of nickel metalhydrate and lead batteries.
- DA.BT2** F8086010  
2.1Ah 12 Vdc Battery  
**DA.BT6** F8086020  
7Ah 12 Vdc Battery
- NIMH** 9086006  
2 Ah, 24 Vdc NIMH batteries.
- LB** 9230031  
Standard box for control units. Protection level IP55. (290 x 220 x 118 mm)



**EXTERNAL CONTROL PANELS**  
**24 Vdc**



**APPLICATION**

from 1 to 4 parking space barrier VE.SOR

**CONTROL PANEL POWER SUPPLY**

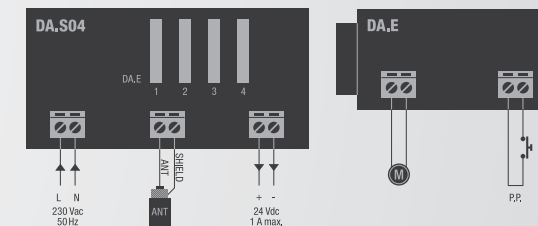
230 Vac

**MOTORS POWER SUPPLY**

24 Vdc 20W

**MAIN FUNCTIONS:**

- Plug in radio receiver ready
- Designed for charger DA.RB
- Fixed terminal blocks
- Separate step by step input for each motor
- Amperometric sensor obstacle detection security to prevent crushing



**ACCESSORIES**



- DA.E** 9760035  
Module for VE.SOR (one DA.E each VE.SOR).
- DA.RB** 9760042  
Battery charger card for DA.S04.
- DA.BT2** F8086010  
2.1Ah 12 Vdc Battery  
**DA.BT6** F8086020  
7Ah 12 Vdc Battery
- LB** 9230031  
Standard box for control units. Protection level IP55. (290 x 220 x 118 mm)
- ONE.2WI** 9673102  
433.92 Mhz universal plug-in receiver, 2 channels.
- RR.4WBV24** 9673160  
4 channel receiver 433.92 Mhz with rolling code system. 24 Vac/dc power supply.





# COMPARISON TABLE

## EXTERNAL CONTROL PANELS

	BRAINY	HEADY	CORE	MATRIX	LOGICA	CELL.P	KER	THINK	START	WAVE	BRAINY24	HEADY24	LOGICA24.RI	DA.S04	
<b>CONTROL PANELS FEATURES</b>															
motors power supply 24 Vdc															
motors power supply 230 Vac	•	•	•	•	•	•	•	•	•	•					
motors power supply 400 Vac															
<b>INPUTS</b>															
step by step input	•	•	•	•	•	•	•	•	•	•	•	•	•	•	•
open input	•			•	•	•		•	•	•	•	•	•	•	•
close input	•			•	•	•		•	•	•	•	•	•	•	•
pedestrian opening input	•	•		•											
photo cell input		•	•		•	•	•								•
photo cell input in opening phase	•			•				•					•		
photo cell input in closing phase	•			•				•					•		
stop input	•	•	•	•	•	•	•	•	•	•	•	•	•	•	•
conductive safety input	•			•	•	•		•					•		
limit switch input open/close for motor 1	•		•	•	•	•	•	•	•	•	•	•	•	•	•
limit switch input open/close for motor 2	•												•		
<b>OUTPUTS</b>															
motor 1 output	•	•	•	•	•	•	•	•	•	•	•	•	•	•	•
motor 2 output	•	•			•								•		
flashing light output	•	•			•			•	•	•	•	•	•	•	•
12 Vac electric lock output	•												•		
auxiliary output for optional electric-lock card		•						•							
courtesy light output	•	•		•	•			•			•	•	•	•	•
auxiliary output 24 Vac/dc	•	•	•	•	•	•	•	•	•	•	•	•	•	•	•
gate open indicator	•	•	•	•	•	•		•			•	•	•	•	•
photo cell power supply output with phototes	•	•		•	•						•	•	•	•	•
2nd radio channel output	•	•		•	•			•			•	•	•	•	•
<b>OPERATING LOGICS</b>															
“dead man” function	•		•	•	•	•	•	•	•	•	•	•	•	•	•
semi-automatic function	•	•	•	•	•	•	•	•			•	•	•	•	•
automatic function	•	•	•	•	•	•	•	•			•	•	•	•	•
multi-flat function	•	•	•	•	•	•	•	•			•	•	•	•	•
step by step function (open-close-open)	•	•	•	•	•		•				•	•	•	•	•
timer function in opening	•	•			•			•			•	•	•	•	•
adjustable slowdown time	•			•	•						•	•	•	•	•
fixed slow down time	•			•											•
electronic brake		•									•				
pre-warning flashing light	•	•	•	•	•						•	•	•	•	•
disable photocell in opening phase		•	•		•						•	•	•	•	•
close immediatly after photocell	•	•	•	•				•			•	•	•	•	•
maintening hydraulic motor pressure	•														
opening delay motor 1	•	•									•	•	•	•	•
opening delay motor 2	•	•									•	•	•	•	•
<b>ADJUSTMENTS</b>															
electromechanical adjustment force															•
electronic adjustment force	•	•	•	•	•	•	•				•	•	•	•	•
speed adjustment											•	•	•	•	•
starting with maximum power	•	•	•	•	•	•	•	•	•	•	•	•	•	•	•
self adjustment of working parameters	•				•						•	•	•	•	•
parameters adjustment through potentiometer				•		•	•								•
parameters adjustment through LCD display	•	•		•	•			•			•	•	•	•	•
<b>OTHER CHARACTERISTICS</b>															
diagnostic LEDES			•			•	•								•
433.92 MHz built-in receiver	•	•	•	•	•	•	•				•	•	•	•	•
parameters adjustment through LCD display	•	•			•			•			•	•	•	•	•
cycles counter	•	•		•	•			•			•	•	•	•	•
back up system (it needs battery charger card)													•	•	•
encoder input	•			•	•						•	•	•	•	•
built-in ESA, Energy Saving System															
maintenance warning	•	•			•						•	•	•	•	•
programming enabled by password	•	•			•						•	•	•	•	•

# CP.CORE



## INTERNAL CONTROL PANELS

230 Vac



### APPLICATION

1 actuator for slide series BULL5M

### CONTROL PANEL POWER SUPPLY

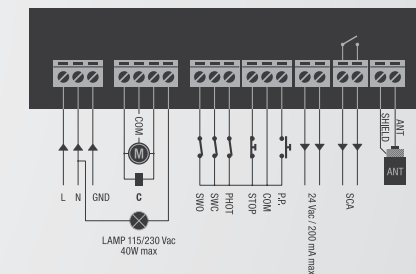
230 Vac

### MOTORS POWER SUPPLY

230 Vac 750W

### MAIN FUNCTIONS:

- Parameter and operation logics adjustment via trimmer and dip-switch
- Built-in 433.92 MHz 64 codes and 3 codes radio receiver (programmable code, rolling code, ARC)
- Removable terminal blocks
- Automatic and semi automatic function logic
- Input for encoder management accessory MAG.E for electronic deceleration and crush prevention function
- Motor limit switch inputs
- Step by step, stop, photocell inputs
- Gate open indicator light output
- 5 level electronic torque adjustment
- Optional management of remote controls memorised on built-in receiver through Advantouch



## ACCESSORIES




**DA.2S**  
9760100

Electronic card that allows synchronised movement of 2 automations (facing doors).



**SC.RD**  
9760027

Board no. 4 relays for control unit inputs support/decoupling. For use in the event of very long connections (i.e. buttons in house).







### INTERNAL CONTROL PANELS

230 Vac



### INTERNAL CONTROL PANELS

230 Vac



#### APPLICATION

1 actuator for sliding gate series BISON35 OTI L

#### CONTROL PANEL POWER SUPPLY

230 Vac

#### MOTORS POWER SUPPLY

220 Vac / 750 W three phase with inverter

#### MAIN FUNCTIONS:

- Built-in LCD display
- Built-in 433.92 MHz 64 codes and 3 codes radio receiver (programmable code, rolling code and ARC)
- Removable terminal blocks
- Encoder input for obstruction detection
- Motor limit switch inputs
- Open, close and pedestrian inputs
- Inverter connection ready
- Output for gate open indicator light, second radio channel and test photocells and service light
- Electronic torque adjustment
- Open and close deceleration
- Electronic braking guarantees a precise stop, even with heavy doors
- Optional parameter configuration and remote control management using the Advantouch system
- Number of manoeuvres
- Programming access password
- Maintenance reminder

#### APPLICATION

1 actuator for sliding gate BISON20 OM

#### CONTROL PANEL POWER SUPPLY

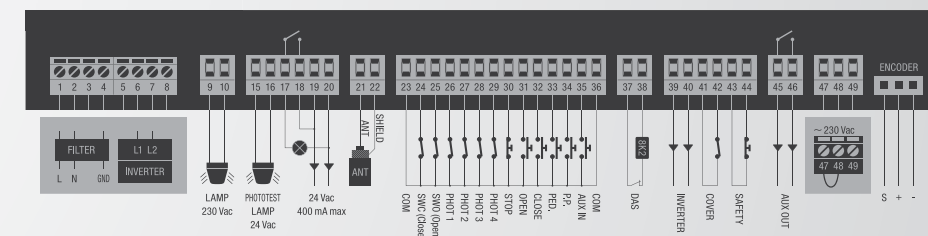
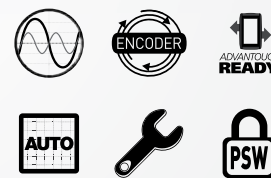
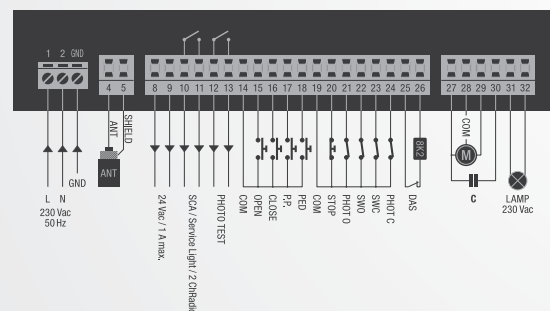
230 Vac

#### MOTORS POWER SUPPLY

230 Vac 750W

#### MAIN FUNCTIONS:

- Built-in LCD display
- Built-in 433.92 MHz 64 codes and 3 codes radio receiver (programmable code, rolling code and ARC)
- Removable terminal blocks
- Encoder input for obstruction detection
- Motor limit switch inputs
- Open, close and pedestrian inputs
- Output for gate open indicator light, second radio channel and test photocells and service light
- Operating parameters autose
- Electronic torque adjustment
- Open and close deceleration
- Electronic braking guarantees a precise stop, even with heavy doors
- Optional parameter configuration and remote control management using the Advantouch system
- Number of manoeuvres
- Programming access password
- Maintenance reminder



### ACCESSORIES




**DA.2S**  
9760100

Electronic card that allows synchronised movement of 2 automations (facing doors).



**SC.RD**  
9760027

Board no. 4 relays for control unit inputs support/decoupling. For use in the event of very long connections (i.e. buttons in house).



### ACCESSORIES




**DA.2S**  
9760100

Electronic card that allows synchronised movement of 2 automations (facing doors).



**SC.RD**  
9760027

Board no. 4 relays for control unit inputs support/decoupling. For use in the event of very long connections (i.e. buttons in house).







CP.ZED230-E

### INTERNAL CONTROL PANELS

230 Vac



CP.BISON OTI

### INTERNAL CONTROL PANELS

230-400 Vac



#### APPLICATION

1 actuator for sliding gate series BISON25 OTI, BISON35 OTI and BISON45 OTI

#### CONTROL PANEL POWER SUPPLY

230 Vac o 400 Vac

#### MOTORS POWER SUPPLY

220 Vac/750 W three phase with inverter or 380 Vac/1500 W three phase with inverter

#### MAIN FUNCTIONS:

- Built-in LCD display
- Built-in 433.92 MHz 64 codes and 3 codes radio receiver (programmable code, rolling code and ARC)
- Removable terminal blocks
- Encoder input for obstruction detection
- Motor limit switch inputs
- Open, close and pedestrian inputs
- Inverter connection ready
- Output for gate open indicator light, second radio channel and test photocells and service light
- Electronic torque adjustment
- Open and close deceleration
- Electronic braking guarantees a precise stop, even with heavy doors
- Optional parameter configuration and remote control management using the Advantouch system
- Number of manoeuvres
- Programming access password
- Maintenance reminder

#### APPLICATION

1 or 2 actuators series ZED.RIE

#### CONTROL PANEL POWER SUPPLY

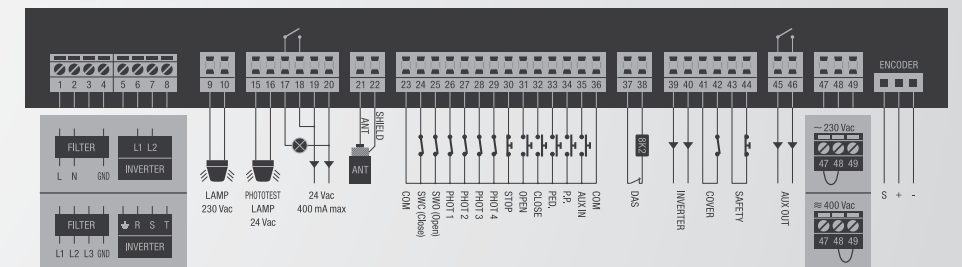
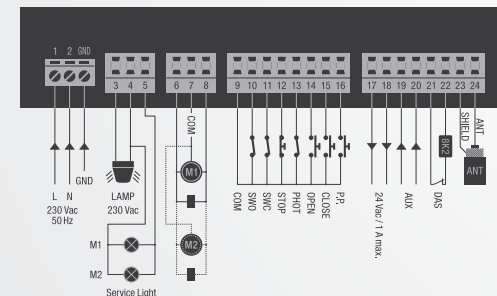
230 Vac

#### MOTORS POWER SUPPLY


230 Vac 300W + 300W

#### MAIN FUNCTIONS:

- Built-in LCD display
- Built-in 433.92 MHz 64 codes and 3 codes radio receiver (programmable code, rolling code, ARC)
- Removable terminal blocks
- Open, close, stop, step by step inputs
- N.C. or 8K2 safety edge input
- 230 Vac service light output
- Autoset operating parameters with encoder equipped ZED series motors
- Electronic adjustment of working times couple
- Electronic decelerations
- Optional parameter configuration and remote control management using the Advantouch system
- Number of manoeuvres
- Programming access password
- Maintenance reminder



### ACCESSORIES




#### SC.RD

9760027

Board no. 4 relays for control unit inputs support/decoupling. For use in the event of very long connections (i.e. buttons in house).

### ACCESSORIES



#### DA.2S

9760100

Electronic card that allows synchronised movement of 2 automations (facing doors).

#### SC.RD

9760027

Board no. 4 relays for control unit inputs support/decoupling. For use in the event of very long connections (i.e. buttons in house).



CP.BN

### INTERNAL CONTROL PANELS 24 Vdc



CP.MBY24

### INTERNAL CONTROL PANELS 24 Vdc



INTERNAL CONTROL PANELS CONTROL PANELS

**APPLICATION**

2 actuators for BEN series swing gates

**CONTROL PANEL POWER SUPPLY**

230 Vac

**MOTORS POWER SUPPLY**

24 Vdc 50W + 50W

**MAIN FUNCTIONS:**

- Built-in LCD display
- Built-in 433.92 MHz 64 codes and 2 codes radio receiver (programmable code and rolling code)
- Removable terminal blocks
- Pedestrian input
- Gate open indicator light output, service light and second radio channel
- Operating parameters autosest
- Electronic adjustment of individual couple for each motor
- Amperometric sensor obstacle detection security to prevent crushing
- Independent decelerations during open and close for each motor
- Optional parameter configuration and remote control management using the Advantouch system
- Number of manoeuvres

**APPLICATION**

1 or 2 actuators for MBE24 series swing gates

**CONTROL PANEL POWER SUPPLY**

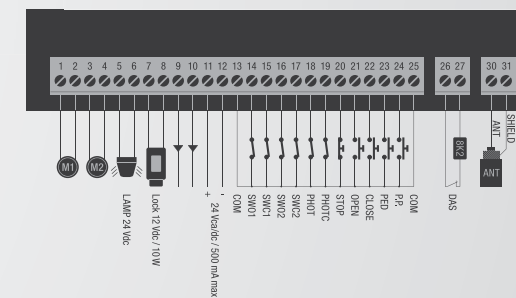
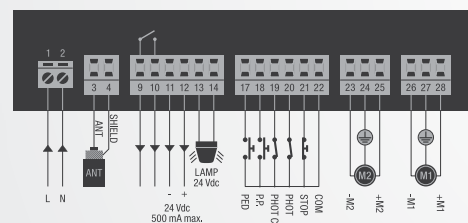
230 Vac

**MOTORS POWER SUPPLY**

24 Vdc 90W + 90W

**MAIN FUNCTIONS:**

- Built-in LCD display
- Built-in 433.92 MHz 64 codes and 3 codes radio receiver (programmable code, rolling code, ARC)
- Removable terminal blocks
- Separate limit switch inputs for each motor
- Open, close and pedestrian inputs
- N.C. or 8K2 safety edge input
- 12 Vdc electric lock output
- Gate open indicator light output, service light, second radio channel and test photocells
- Operating parameters autosest
- Electronic adjustment of individual couple for each motor
- Crush prevention security with amperometric sensor detection
- Independent decelerations during open and close for each motor
- Optional parameter configuration and remote control management using the Advantouch system
- Number of manoeuvres
- Programming access password
- Maintenance reminder



### ACCESSORIES



- DU.V96** 9765035: 12 Vac/dc vertical electric lock, supplied with counterplate. Permits internal/external release.
- DU.V90** 9765030: 12 Vac/dc horizontal electric lock, supplied with counterplate. Permits internal/external release.
- DU.9990** 9623010: Covering plate for DU.V90.
- L.BY** 9760024: Control board for electric lock 12/24 Vdc.
- SC.RD** 9760027: Board no. 4 relays for control unit inputs support/decoupling. For use in the event of very long connections (i.e. buttons in house).
- BN.CB** 9760072: Accessory for CP.BEN composed of battery charger card CBY.24V, 1,2Ah batteries and support for batteries.

### ACCESSORIES



- DU.V96** 9765035: 12 Vac/dc vertical electric lock, supplied with counterplate. Permits internal/external release.
- DU.V90** 9765030: 12 Vac/dc horizontal electric lock, supplied with counterplate. Permits internal/external release.
- DU.9990** 9623010: Covering plate for DU.V90.
- SC.RD** 9760027: Board no. 4 relays for control unit inputs support/decoupling. For use in the event of very long connections (i.e. buttons in house).
- CBY.24V** 9760016: Battery charger card. The CBY.24V card allows to charge two different types of nickel metalhydrate and lead batteries.
- DA.BT2** F8086010: 2.1Ah 12 Vdc Battery
- DA.BT6** F8086020: 7Ah 12 Vdc Battery
- LB** 9230031: Standard box for control units. Protection level IP55. (290 x 220 x 118 mm)







# CP.B1024ESA

## INTERNAL CONTROL PANELS 24 Vdc



# CP.ZED24

## INTERNAL CONTROL PANELS 24 Vdc



### APPLICATION

1 or 2 actuators series ZED24.RI

### CONTROL PANEL POWER SUPPLY

230 Vac

### MOTORS POWER SUPPLY

24Vdc 80W + 80W

### MAIN FUNCTIONS:

- Built-in 433.92 MHz 64 codes and 2 codes radio receiver (programmable code, rolling code)
- Removable terminal blocks
- Motor limit switch inputs
- Open, close, stop, step by step inputs
- N.C. or 8K2 safety edge input
- 24 Vac/dc service light output
- Electronic couple adjustment
- Amperometric sensor obstacle detection security to prevent crushing
- Electronic decelerations
- Optional management of remote controls memorised on built-in receiver through Advantouch

### APPLICATION

1 actuator for sliding gate BULL1024ESA

### CONTROL PANEL POWER SUPPLY

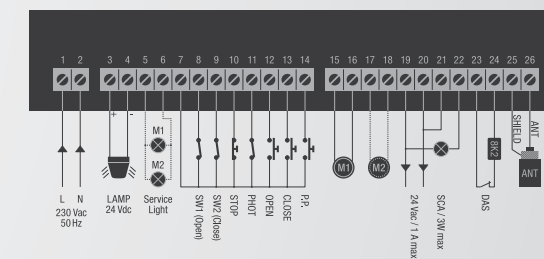
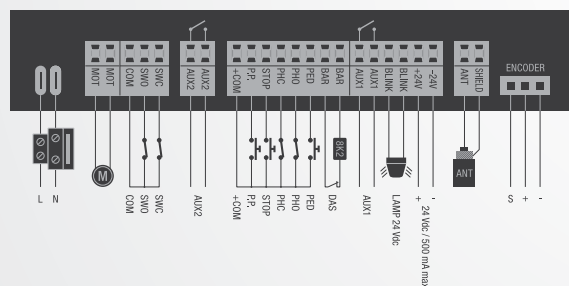

230 Vac

### MOTORS POWER SUPPLY

24 Vdc 190W

### MAIN FUNCTIONS:

- Built-in LCD display
- Built-in 433.92 MHz 64 codes and 3 codes radio receiver (programmable code, rolling code, ARC)
- Built-in ESA SYSTEM for energy saving
- Removable terminal blocks
- Motor limit switch inputs
- Independent open and close photocell inputs
- Pedestrian, Step by step, stop input
- N.C. or 8K2 safety edge input
- Gate open indicator light output, service light, second radio channel
- Test photocells
- Operating parameters autosest
- Electronic couple adjustment with automatic calculation for each point of the travel (STC SYSTEM)
- Crush prevention security with amperometric sensor detection and encoder management
- Open and close decelerations
- Optional parameter configuration and remote control management using the Advantouch system
- Number of manoeuvres
- Programming access password
- Maintenance reminder



## ACCESSORIES



**DA.2S**  
9760100

Electronic card that allows synchronised movement of 2 automations (facing doors).








**SC.RD**  
9760027

Board no. 4 relays for control unit inputs support/decoupling. For use in the event of very long connections (i.e. buttons in house).



**BULL1024.CB**  
9760036

Accessory composed of battery charger card CBY.24V, 1,2Ah batteries and support for batteries.



## ACCESSORIES



**SC.RD**  
9760027

Board no. 4 relays for control unit inputs support/decoupling. For use in the event of very long connections (i.e. buttons in house).



**CBY.24V**  
9760016

Battery charger card. The CBY.24V card allows to charge two different types of nickel metalhydrate and lead batteries.



**DA.BT2**  
F8086010

2.1Ah 12 Vdc Battery

**DA.BT6**  
F8086020

7Ah 12 Vdc Battery






**NIMH**  
9086006

2 Ah, 24 Vdc NIMH batteries.



**LB**  
9230031

Standard box for control units. Protection level IP55. (290 x 220 x 118 mm)





# CP.J3M

## INTERNAL CONTROL PANELS 24 Vdc



# CP.J4ESA

## INTERNAL CONTROL PANELS 24 Vdc



### APPLICATION

1 actuator JM.3

### CONTROL PANEL POWER SUPPLY

230 Vac

### MOTORS POWER SUPPLY

24 Vdc 80W

### MAIN FUNCTIONS:

- Parameter and operation logics adjustment via trimmer and dip-switch
- Built-in 433.92 MHz 64 codes and 2 codes radio receiver (programmable code, rolling code)
- Fixed terminal blocks
- Step by step, stop, photocell inputs
- Built-in courtesy light
- Electronic couple adjustment
- Crush prevention security with amperometric sensor detection and encoder management
- Fixed electronic decelerations

### APPLICATION

1 actuator series JM.3ESA, JM.4ESA

### CONTROL PANEL POWER SUPPLY

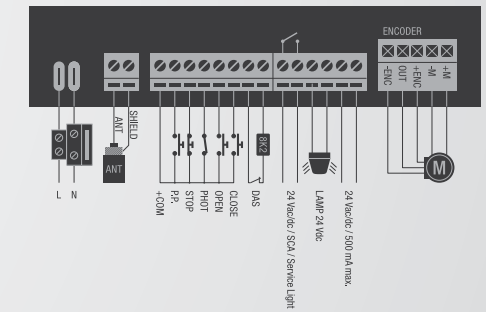
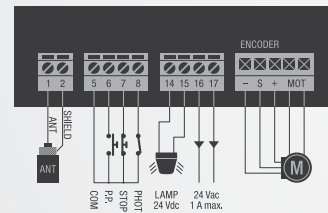
230 Vac

### MOTORS POWER SUPPLY

24 Vdc 150W

### MAIN FUNCTIONS:

- Built-in LCD display
- Built-in 433.92 MHz 64 codes and 3 codes radio receiver (programmable code, rolling code, ARC)
- Built-in ESA SYSTEM for energy saving
- Fixed terminal blocks
- Photocell input
- Step by step, open, close, stop inputs
- N.C. or 8K2 safety edge input
- Gate open indicator light output, service light, second radio channel
- Test photocells
- Operating parameters autose
- Electronic couple adjustment with automatic calculation for each point of the travel (STC SYSTEM)
- Crush prevention security with amperometric sensor detection and encoder management
- Open and close decelerations
- Optional parameter configuration and remote control management using the Advantouch system
- Number of manoeuvres
- Programming access password
- Maintenance reminder



## ACCESSORIES




**SC.RD**  
9760027

Board no. 4 relays for control unit inputs support/decoupling. For use in the event of very long connections (i.e. buttons in house).



**JM.CBY**  
9760023

Accessory composed of battery charger card CBY.24V, 1,2Ah batteries and support for batteries.



## ACCESSORIES




**SC.RD**  
9760027

Board no. 4 relays for control unit inputs support/decoupling. For use in the event of very long connections (i.e. buttons in house).



**JM.CBY**  
9760023

Accessory composed of battery charger card CBY.24V, 1,2Ah batteries and support for batteries.





### INTERNAL CONTROL PANELS 24 Vdc



**APPLICATION**

1 road barrier series EVA.5, EVA.7

**CONTROL PANEL POWER SUPPLY**

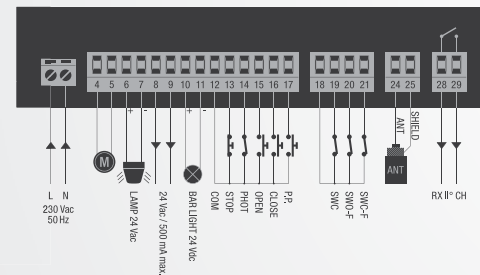
230 Vac

**MOTORS POWER SUPPLY**

24 Vdc 160W

**MAIN FUNCTIONS:**

- Parameter and operation logics adjustment via trimmer and dip-switch
- Plug in radio receiver ready
- Removable terminal blocks
- Motor limit switch inputs
- Open, close, stop, step by step, photocell inputs
- Output for EVA.L accessory, LEDs built-in to rod
- Electronic couple adjustment
- Amperometric sensor obstacle detection security to prevent crushing
- Electronic decelerations



### ACCESSORIES



- DA.2S** 9760100  
Electronic card that allows synchronised movement of 2 automations (facing doors).
- SC.RD** 9760027  
Board no. 4 relays for control unit inputs support/decoupling. For use in the event of very long connections (i.e. buttons in house).
- CBY.24V** 9760016  
Battery charger card. The CBY.24V card allows to charge two different types of nickel metalhydrate and lead batteries.
- DA.BT2** F8086010  
2.1Ah 12 Vdc Battery
- DA.BT6** F8086020  
7Ah 12 Vdc Battery
- EVA.SUP** 9819035  
Support for EVA internal accessories
- ONE.2WI** 9673102  
433.92 Mhz universal plug-in receiver, 2 channels.
- AW** 9076058  
433.92 Mhz aerial with 4m cable.



### INTERNAL CONTROL PANELS 24 Vdc



**APPLICATION**

1 road barrier series LADY, LADY.5, VE.500, VE.650

**CONTROL PANEL POWER SUPPLY**

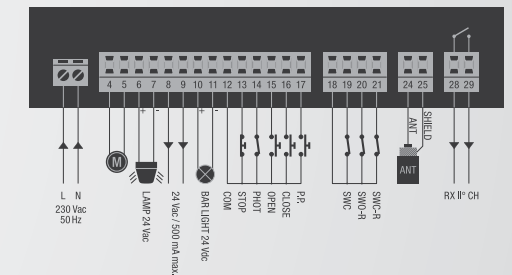
230 Vac

**MOTORS POWER SUPPLY**

24 Vdc 160W

**MAIN FUNCTIONS:**

- Parameter and operation logics adjustment via trimmer and dip-switch
- Plug in radio receiver ready
- Removable terminal blocks
- Motor limit switch inputs
- Open, close, stop, step by step, photocell inputs
- Output for LADY.L/VE.L500/VE.L650 accessory, LEDs built-in to rod
- Electronic couple adjustment
- Amperometric sensor obstacle detection security to prevent crushing
- Electronic decelerations



### ACCESSORIES



- DA.2S** 9760100  
Electronic card that allows synchronised movement of 2 automations (facing doors).
- SC.RD** 9760027  
Board no. 4 relays for control unit inputs support/decoupling. For use in the event of very long connections (i.e. buttons in house).
- CBY.24V** 9760016  
Battery charger card. The CBY.24V card allows to charge two different types of nickel metalhydrate and lead batteries.
- DA.BT2** F8086010  
2.1Ah 12 Vdc Battery
- DA.BT6** F8086020  
7Ah 12 Vdc Battery
- ONE.2WI** 9673102  
433.92 Mhz universal plug-in receiver, 2 channels.
- AW** 9076058  
433.92 Mhz aerial with 4m cable.





# COMPARISON TABLE

## INTERNAL CONTROL PANELS

### CONTROL PANELS FEATURES

	CP.CORE	CP.BULL8-OM	CP.BULL-RI	CP.BISON OM	CP.ZED230-E	CP.BISON OTI	CP.BISON OTI L	CP.BN	CP.MBY24	CP.PONY	CP.B24ESA	CP.B1024ESA	CP.ZED24	CP.J3M	CP.J4ESA	CP.EVA	DA.24V
motors power supply 24 Vdc	•	•	•	•	•	•	•	•	•	•	•	•	•	•	•	•	•
motors power supply 230 Vac	•	•	•	•	•	•	•	•	•	•	•	•	•	•	•	•	•
motors power supply 400 Vac	•	•	•	•	•	•	•	•	•	•	•	•	•	•	•	•	•
<b>INPUTS</b>																	
step by step input	•	•	•	•	•	•	•	•	•	•	•	•	•	•	•	•	•
open input	•	•	•	•	•	•	•	•	•	•	•	•	•	•	•	•	•
close input	•	•	•	•	•	•	•	•	•	•	•	•	•	•	•	•	•
pedestrian opening input	•	•	•	•	•	•	•	•	•	•	•	•	•	•	•	•	•
photocell input	•	•	•	•	•	•	•	•	•	•	•	•	•	•	•	•	•
photocell input in opening phase	•	•	•	•	•	•	•	•	•	•	•	•	•	•	•	•	•
photocell input in closing phase	•	•	•	•	•	•	•	•	•	•	•	•	•	•	•	•	•
stop input	•	•	•	•	•	•	•	•	•	•	•	•	•	•	•	•	•
conductive safety input	•	•	•	•	•	•	•	•	•	•	•	•	•	•	•	•	•
limit switch input open/close for motor 1	•	•	•	•	•	•	•	•	•	•	•	•	•	•	•	•	•
limit switch input open/close for motor 2	•	•	•	•	•	•	•	•	•	•	•	•	•	•	•	•	•
<b>OUTPUTS</b>																	
motor 1 output	•	•	•	•	•	•	•	•	•	•	•	•	•	•	•	•	•
motor 2 output	•	•	•	•	•	•	•	•	•	•	•	•	•	•	•	•	•
flashing light output	•	•	•	•	•	•	•	•	•	•	•	•	•	•	•	•	•
12 Vac electric lock output	•	•	•	•	•	•	•	•	•	•	•	•	•	•	•	•	•
auxiliary output for optional electric-lock card	•	•	•	•	•	•	•	•	•	•	•	•	•	•	•	•	•
courtesy light output	•	•	•	•	•	•	•	•	•	•	•	•	•	•	•	•	•
auxiliary output 24 Vac/dc	•	•	•	•	•	•	•	•	•	•	•	•	•	•	•	•	•
gate open indicator	•	•	•	•	•	•	•	•	•	•	•	•	•	•	•	•	•
photocell power supply output with phototes	•	•	•	•	•	•	•	•	•	•	•	•	•	•	•	•	•
2nd radio channel output	•	•	•	•	•	•	•	•	•	•	•	•	•	•	•	•	•
<b>OPERATING LOGICS</b>																	
“dead man” function	•	•	•	•	•	•	•	•	•	•	•	•	•	•	•	•	•
semi-automatic function	•	•	•	•	•	•	•	•	•	•	•	•	•	•	•	•	•
automatic function	•	•	•	•	•	•	•	•	•	•	•	•	•	•	•	•	•
multi-flat function	•	•	•	•	•	•	•	•	•	•	•	•	•	•	•	•	•
step by step function (open-close-open)	•	•	•	•	•	•	•	•	•	•	•	•	•	•	•	•	•
timer function in opening	•	•	•	•	•	•	•	•	•	•	•	•	•	•	•	•	•
adjustable slowdown time	•	•	•	•	•	•	•	•	•	•	•	•	•	•	•	•	•
fixed slow down time	•	•	•	•	•	•	•	•	•	•	•	•	•	•	•	•	•
electronic brake	•	•	•	•	•	•	•	•	•	•	•	•	•	•	•	•	•
pre-warning flashing light	•	•	•	•	•	•	•	•	•	•	•	•	•	•	•	•	•
disable photocell in opening phase	•	•	•	•	•	•	•	•	•	•	•	•	•	•	•	•	•
close immediatly after photocell	•	•	•	•	•	•	•	•	•	•	•	•	•	•	•	•	•
maintening hydraulic motor pressure	•	•	•	•	•	•	•	•	•	•	•	•	•	•	•	•	•
opening delay motor 1	•	•	•	•	•	•	•	•	•	•	•	•	•	•	•	•	•
opening delay motor 2	•	•	•	•	•	•	•	•	•	•	•	•	•	•	•	•	•
<b>ADJUSTMENTS</b>																	
electromechanical adjustment force	•	•	•	•	•	•	•	•	•	•	•	•	•	•	•	•	•
electronic adjustment force	•	•	•	•	•	•	•	•	•	•	•	•	•	•	•	•	•
speed adjustment	•	•	•	•	•	•	•	•	•	•	•	•	•	•	•	•	•
starting with maximum power	•	•	•	•	•	•	•	•	•	•	•	•	•	•	•	•	•
self adjustment of working parameters	•	•	•	•	•	•	•	•	•	•	•	•	•	•	•	•	•
parameters adjustment through potentiometer	•	•	•	•	•	•	•	•	•	•	•	•	•	•	•	•	•
parameters adjustment through LCD display	•	•	•	•	•	•	•	•	•	•	•	•	•	•	•	•	•
<b>OTHER CHARACTERISTICS</b>																	
diagnostic LEDS	•	•	•	•	•	•	•	•	•	•	•	•	•	•	•	•	•
433.92 MHz built-in receiver	•	•	•	•	•	•	•	•	•	•	•	•	•	•	•	•	•
parameters adjustment through LCD display	•	•	•	•	•	•	•	•	•	•	•	•	•	•	•	•	•
cycles counter	•	•	•	•	•	•	•	•	•	•	•	•	•	•	•	•	•
back up system (it needs battery charger card)	•	•	•	•	•	•	•	•	•	•	•	•	•	•	•	•	•
encoder input	•	•	•	•	•	•	•	•	•	•	•	•	•	•	•	•	•
built-in ESA, Energy Saving System	•	•	•	•	•	•	•	•	•	•	•	•	•	•	•	•	•
maintenance warning	•	•	•	•	•	•	•	•	•	•	•	•	•	•	•	•	•
programming enabled by password	•	•	•	•	•	•	•	•	•	•	•	•	•	•	•	•	•

## BATTERY CHARGER, BATTERIES AND BOX

### BATTERY CHARGER



**BN.24V**  
9760073  
Battery charger card for CP.BN.



**DA.RB**  
9760042  
Battery charger card for DA.S04.



**CBY.24V**  
9760016  
Battery charger card. The CBY.24V card allows to charge two different types of nickel metalidrate and lead batteries.

### BATTERIES



**DA.BT2**  
9086019  
2.1Ah 12 Vdc Battery



**DA.BT6**  
9086020  
7Ah 12 Vdc Battery



**DA.BT18**  
9086004  
18 Ah 12 Vdc batteries.



**NIMH**  
9086006  
2 Ah, 24 Vdc NIMH batteries.

### BOX



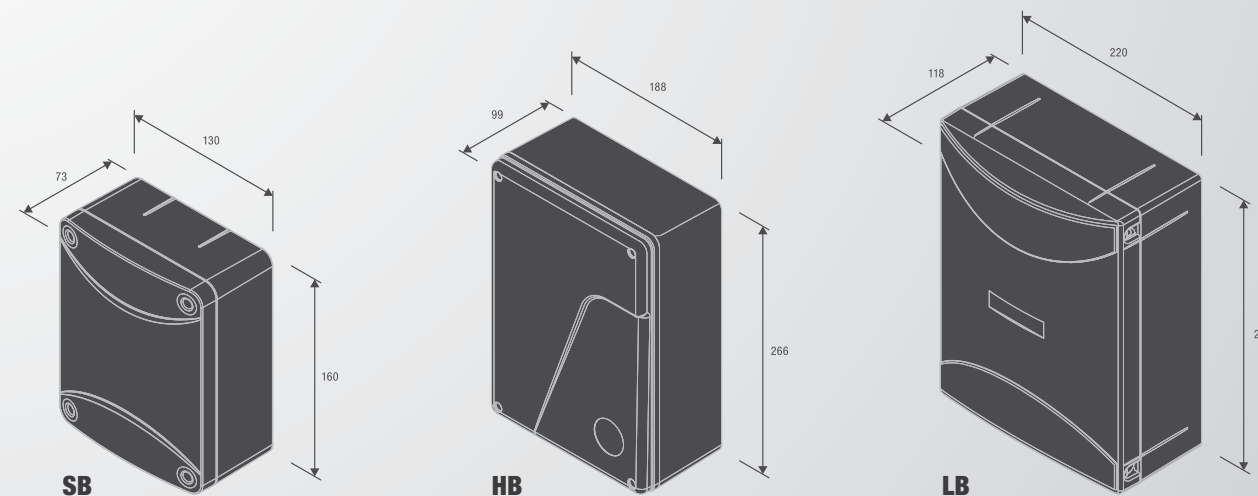
**SB**  
9252003  
Plastic box for small control unit.

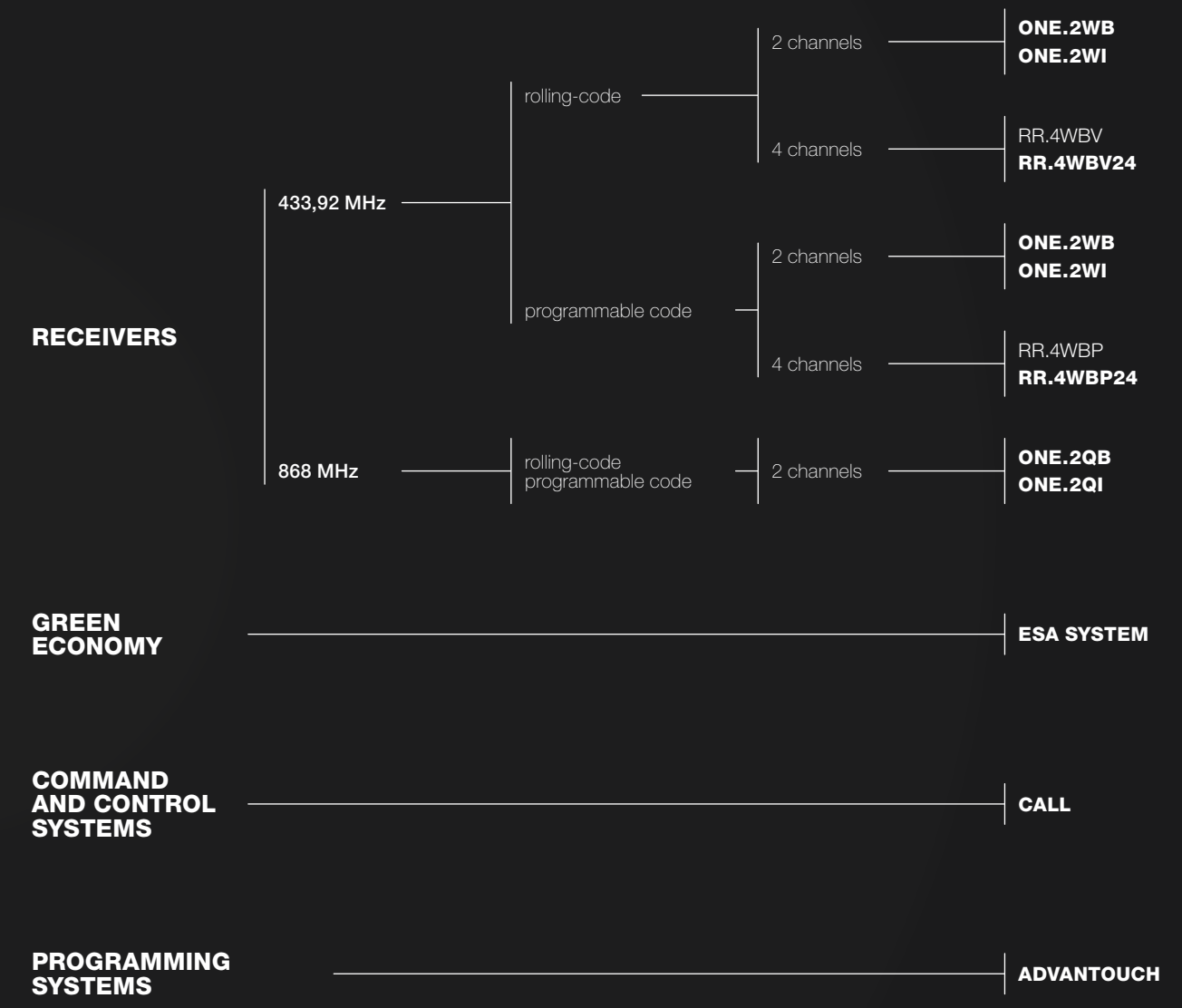
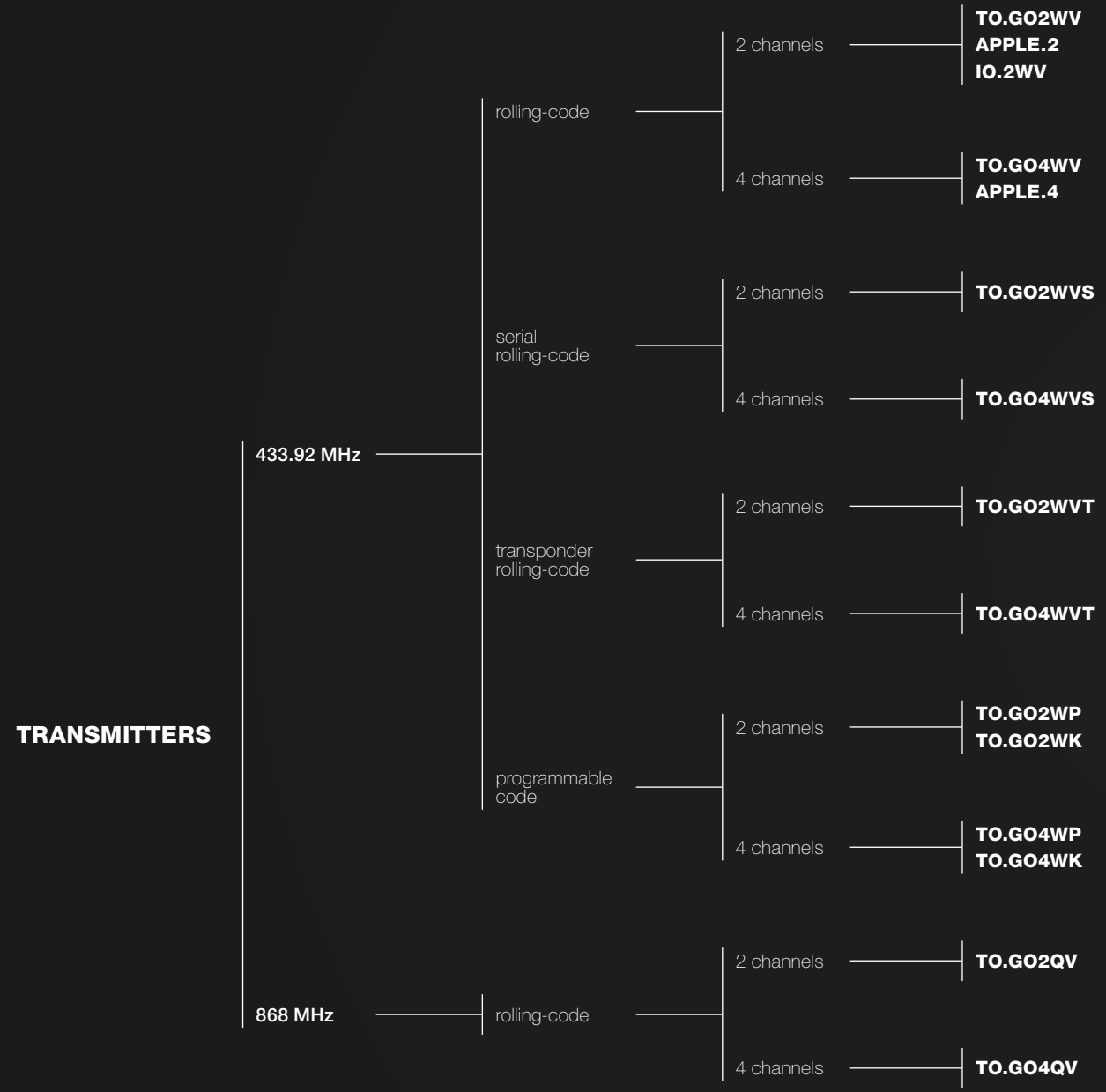


**HB**  
9252014  
Box for HEADY/HEADY24. Protection level IP55.



**LB**  
9230031  
Standard box for control units. Protection level IP55.







TO.GO



## ELECTRONIC SIGNALS & CONTROLS ROLLING-CODE TRANSMITTERS

2 or 4 channels



- Rolling code transmitter available with 2 or 4 channels, with 433.92 Mhz and 868 Mhz frequency
- Also available in serialised version, for multiple insertions (TO.GO2WVS/TO.GO4WVS)



### TO.GO2WV / TO.GO2WVS

9863065 9863165

433.92 Mhz 2 channels rolling-code transmitter.

**TO.GO2WVS:** Serial self-learning of the transmitters with ADVANTOUCH system.



### TO.GO4WV / TO.GO4WVS

9863066 9863166

433.92 Mhz 4 channels rolling-code transmitter.

**TO.GO4WVS:** Serial self-learning of the transmitters with ADVANTOUCH system.



### TO.GO2QV

9863106

868 Mhz 2 channels rolling-code transmitter.



### TO.GO4QV

9863107

868 Mhz 4 channels rolling-code transmitter.

## 433.92 MHz RECEIVERS AND ACCESSORIES



### ONE.2WB

9673103  
Universal receiver  
433.92 Mhz, 2 channels  
in box.

### ONE.2WI

9673102  
433.92 Mhz universal  
plug-in receiver,  
2 channels.



### RR.4WBV

9673158  
4 channel receiver  
433.92 Mhz with  
rolling code system.  
230 Vac power supply.

### RR.4WBV24

9673160  
4 channel receiver  
433.92 Mhz with  
rolling code system.  
24 Vac/dc power supply.




### CALL

9673166  
Four-channel GSM receiver,  
up to 4 automations control  
without limits of distance.  
Makes it possible to use  
the device by means of a  
mobile telephone.



### MEM2048

9570001  
Accessory that allows the  
extension of the receiver  
memory up to 2048 codes.  
For rolling code receiver.



### AW

9076058  
433.92 Mhz aerial with  
4m cable.



### BT12

9086010  
12 V Battery, for  
transmitter.  
**Available in 50 pcs  
packing.**

## 868 MHz RECEIVERS AND ACCESSORIES




### ONE.2QB

9673112  
Universal receiver  
868 Mhz, 2 channels  
in box.


### ONE.2QI

9673111  
868 Mhz universal  
plug-in receiver,  
2 channels.




### MEM2048

9570001  
Accessory that allows the  
extension of the receiver  
memory up to 2048 codes.  
For rolling code receiver.



### AQ

9076001  
868 Mhz aerial with  
4m cable.



### BT12

9086010  
12 V Battery, for  
transmitter.  
**Available in 50 pcs  
packing.**





TO.GO



### ELECTRONIC SIGNALS & CONTROLS PROGRAMMABLE CODE TRANSMITTERS

2 or 4 channels



- Programmable code transmitter available with 2 or 4 channels with dip-switches code
- Operating frequency 433.92 Mhz



#### TO.GO2WP

9863067

2 channels transmitters, dip-switches code.



#### TO.GO4WP

9863068

4 channels transmitters, dip-switches code.



#### TO.GO2WK

9863167

2 channels self-learning code transmitter.



#### TO.GO4WK

9863168

4 channels self-learning code transmitter.

## RECEIVERS AND ACCESSORIES



#### ONE.2WB

9673103

Universal receiver  
433.92 Mhz, 2 channels  
in box.

#### ONE.2WI

9673102

433.92 Mhz universal  
plug-in receiver,  
2 channels.



#### RR.4WBP

9673159

4 channel receiver  
433.92 Mhz with  
programmable code system.  
230 Vac power supply.

#### RR.4WBP24

9673161


4 channel receiver  
433.92 Mhz with  
programmable code system.  
24 Vac/dc power supply.



#### CALL

9673166

Four-channel GSM receiver,  
up to 4 automations control  
without limits of distance.  
Makes it possible to use  
the device by means of a  
mobile telephone.



#### AW

9076058

433.92 Mhz aerial with  
4m cable.



#### BT12

9086010

12 V Battery, for  
transmitter.

Available in 50 pcs  
packing.



APPLE



### ELECTRONIC SIGNALS & CONTROLS ROLLING-CODE TRANSMITTERS

surface mounting transmitter  
2 or 4 channels



- Transmitter with surface mounting holder
- 433.92Mhz rolling code system, extremely reliable with over 18 billion code combinations
- Over 100mt range in open-area
- Battery power supply 12 Vdc
- 2 or 4 channels



#### APPLE.2

9863052

433.92 Mhz self-learning rolling code transmitter available with 2 channels, with surface mounting holder.



#### APPLE.4

9863053

433.92 Mhz self-learning rolling code transmitter available with 4 channels, with surface mounting holder.

## RECEIVERS AND ACCESSORIES



#### ONE.2WB

9673103  
Universal receiver  
433.92 Mhz, 2 channels  
in box.

#### ONE.2WI

9673102  
433.92 Mhz universal  
plug-in receiver,  
2 channels.



#### RR.4WBV

9673158  
4 channel receiver  
433.92 Mhz with  
rolling code system.  
230 Vac power supply.

#### RR.4WBV24

9673160  
4 channel receiver  
433.92 Mhz with  
rolling code system.  
24 Vac/dc power supply.




#### CALL

9673166  
Four-channel GSM receiver,  
up to 4 automations control  
without limits of distance.  
Makes it possible to use  
the device by means of a  
mobile telephone.



#### MEM2048

9570001  
Accessory that allows the  
extension of the receiver  
memory up to 2048 codes.  
For rolling code receiver.



#### AW

9076058  
433.92 Mhz aerial with  
4m cable.



#### BT12

9086010  
12 V Battery, for  
transmitter.

**Available in 50 pcs  
packing.**



#### ES.MINI

9673185  
2 channel receiver 433.92 Mhz with rolling  
code and programmable code system.  
Ideal for control of simple automations  
(i.e. shutters or lighting control) without the  
need for costly building works. Compact size  
(42x36x21mm) which allows for insertion  
even in embedded boxes in electrical  
systems (i.e. switches).



IO



## ELECTRONIC SIGNALS & CONTROLS ROLLING-CODE TRANSMITTERS

2 channels



### IO.GREY

9863155

Transmitters series IO.2WV, 433.92 Mhz 2 channels rolling-code.

**Pack of 10 pieces.**



### IO.COLOURS

9863150

Transmitters series IO&COLOURS, 433.92 Mhz 2 channels rolling-code.

**Pack of 10 pieces. Composed of two transmitters each colour.**

- Two-channel rolling code transmitter, small size
- Available in the grey version or in 5 colours, all belonging to the COLOURS range
- A cheerful choice to express the different ways of feeling BENINCA, each one corresponding to a colour, varying our remote control and ourselves in a unique way

## RECEIVERS AND ACCESSORIES



### ONE.2WB


9673103

Universal receiver  
433.92 Mhz, 2 channels  
in box.

### ONE.2WI

9673102


433.92 Mhz universal  
plug-in receiver,  
2 channels.



### MEM2048

9570001

Accessory that allows the  
extension of the receiver  
memory up to 2048 codes.  
For rolling code receiver.



### AW

9076058

433.92 Mhz aerial with  
4m cable.



### BT.IO

9086001

Battery 3v.

**Pack of 25 pieces.**





ONE.2



### ELECTRONIC SIGNALS & CONTROLS UNIVERSAL RECEIVER

2 channels



433.92 MHz

#### ONE.2WB

9673103

433.92 Mhz 2 channels universal receiver, in box. Suitable for rolling code, programmable code and advanced rolling code. The first memorized transmitter will set up the kind of accepted code.



433.92 MHz

#### ONE.2WI

9673102

433.92 Mhz 2 channels universal plug-in receiver. Suitable for rolling code, programmable code and advanced rolling code. The first memorized transmitter will set up the kind of accepted code.



868 MHz

#### ONE.2QB

9673112

868 Mhz 2 channels universal receiver, in box. Suitable for rolling code, programmable code and advanced rolling code. The first memorized transmitter will set up the kind of accepted code.



868 MHz

#### ONE.2QI

9673111

868 Mhz 2 channels universal plug-in receiver. Suitable for rolling code, programmable code and advanced rolling code. The first memorized transmitter will set up the kind of accepted code.

RR.4WBV/P  
RR.4WBV24/P24

### ELECTRONIC SIGNALS & CONTROLS RECEIVER

4 channels



433.92 MHz



#### RR.4WBV

9673158

4 channel receiver 433.92 Mhz with rolling-code system. Programming via built-in display. 230 Vac power supply. Optional operation using 12 Vdc buffer battery with built-in auto charger circuit (batteries excluded). 4 max 5A relay outputs.

#### RR.4WBV24

9673160

4 channel receiver 433.92 Mhz with rolling-code system. Programming via built-in display. 24 Vac/dc power supply. Optional operation using 12 Vdc buffer battery with built-in auto charger circuit (batteries excluded). 4 max 5A relay outputs.



433.92 MHz

#### RR.4WBP

9673159

4 channel 433.92 Mhz programmable code receiver. Programming via display, memory 16 codes capacity, 230 Vac power supply. Optional operation using 12 Vdc buffer battery with built-in auto charger circuit (batteries excluded). 4 max 5A relay outputs.

#### RR.4WBP24

9673161

4 channel 433.92 Mhz programmable code receiver. Programming via display, memory capacity 16 codes, 24 Vac/dc power supply. Optional operation using 12 Vdc buffer battery with built-in auto charger circuit (batteries excluded). 4 max 5A relay outputs.



## ELECTRONIC SIGNALS & CONTROLS GREEN ECONOMY

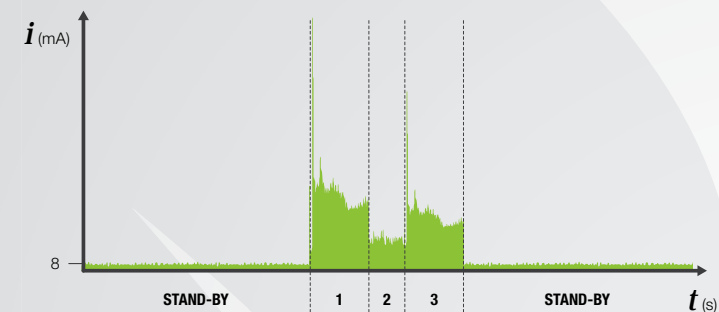
ECO COMPATIBLE AUTOMATED DEVICES  
THE BEST WAY TO SAVE

### PATENTED SYSTEM

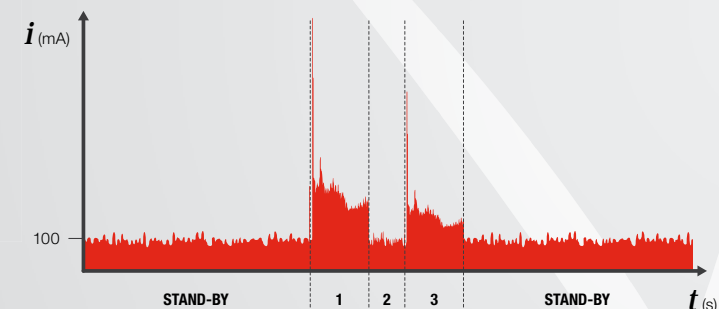


- BENINCA is the first to introduce on the automation market a system that allows to reduce energy consumption with a device applicable to all new or existing automation systems, wither by BENINCA or other manufacturers. This allows any user to bring their automation in line with today's concerns related to energy consumption
- The ESA control panel is connected to the automation system to permit lower power consumption in stand by mode, perfectly in tune with the new European directive
- ESA SYSTEM is a BENINCA project (pending patent)

TYPICAL TREND OF POWER ABSORPTION WITH  
ESA SYSTEM ACTIVATED ON BULL1024ESA MODEL



TYPICAL TREND OF POWER ABSORPTION WITH  
ESA SYSTEM DEACTIVATED ON BULL1024ESA MODEL



1. OPENING PHASE
2. TCA
3. CLOSING PHASE

- The system allows to have a great energy saving even during stand-by mode
- The control panel can also be used as a normal receiver with 6 channels
- Transmitters can be maintained directly in the ESA
- Maximum flexibility thanks to the three types of code: rolling code, advanced rolling code (ARC) and programmable code

## ELECTRONIC SIGNALS & CONTROLS GSM RECEIVER

4 channels



- 4-channel receiver to control the automation system via mobile phone (text or call), along with radio control
- It can control various types of systems, such as alarm systems, garden irrigation, etc
- The system is operated by entering a certain number of (telephone) users in the receiver's SIM card. Each user will them be able to control all the functions for which it has been programmed
- Associating the number of possible users, the settings associated with the telephone numbers (saving/deleting/editing the settings) and saving the rolling code transmitters may be done without having to access the control panel and does not require the survey of an operator, as they may be done with a mobile phone
- CALL allows to associate a function that can be activated with a missed call (no charges) to one of the four channels. So the activation of a control by a user is made possible by means of a simple call free of charge. (for instance opening the gate, switching on the lights, the alarm system).

- The built-in display allows to customise the function of each relay: monostable, bistable or timed up to 600 seconds.
- If the alarm system is associated with one of the four channels, CALL is designed to call a pre-set user, in the event of a sudden activation of the alarm itself.
- The alarm system can be deactivated by a user authorised to access this function via mobile phone.
- The input for buffer battery with 12 Vdc (optional) with integrated recharge control guarantees operation of the receiver even during a power cut

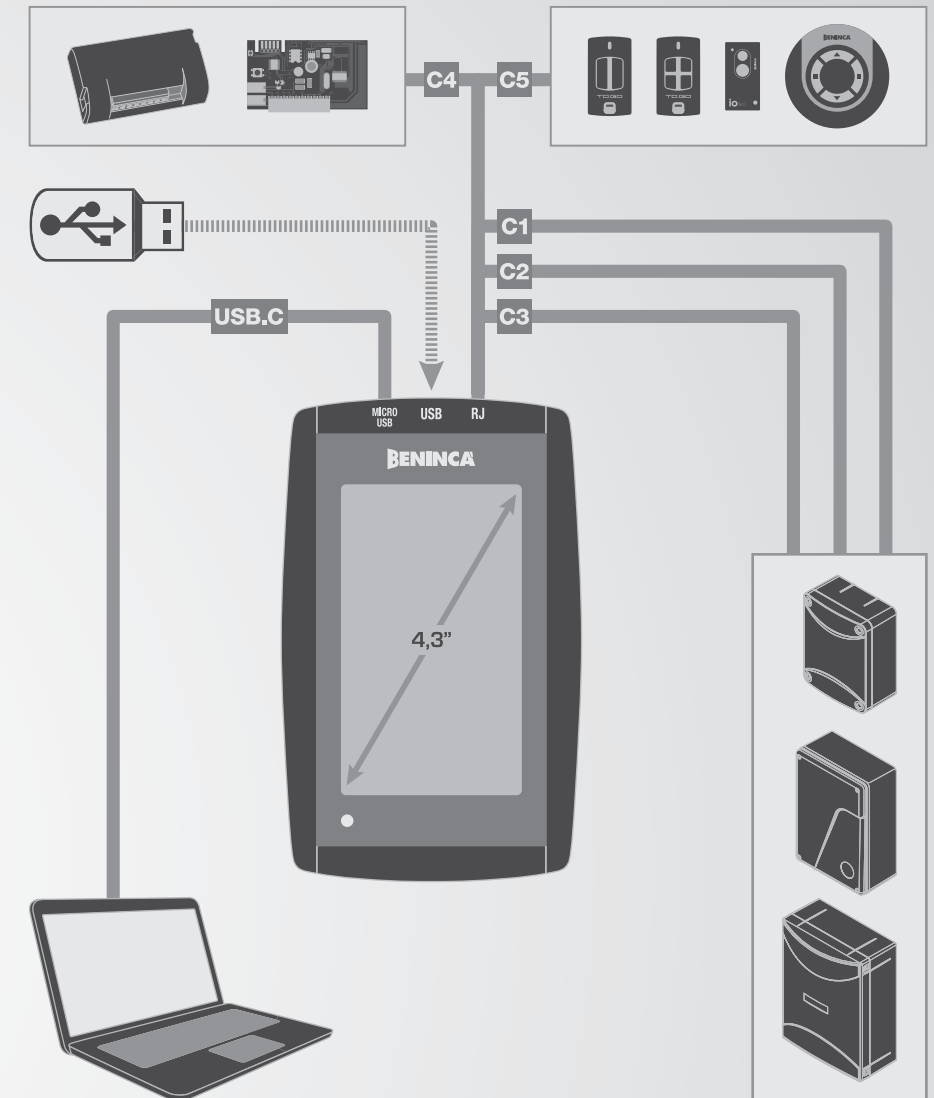


## ELECTRONIC SIGNALS & CONTROLS



### New controller, fully reworked in functions:

- Display touch screen of 4.3"
- Simple and intuitive to use, with the option of managing and creating lists of transmitters directly on the device, without using the PC, thanks to the internal memory
- Maximum simplicity in transmitter insertion, deletion or disabling and in database creation
- It configures parameters and manages logic of control units
- Used to update control unit software or the controller itself, directly, simply and quickly
- Maximum security ensured by a password that locks the receiver
- Simplified management of transmitters and receivers with multiple channels, with quick association between buttons and channels
- Compatible with 433.92 MHz transmitters and receivers with rolling code, programmable code, and ARC encoding
- Support for USB devices



## INCLUDED ACCESSORIES



**AD.CD**  
ADVANTOUCH management software on CD for PCs with WINDOWS operating system.



**C1**  
Connection cable for control unit software update.



**C2**  
Connection cable for control unit software update.




**C3**  
Serial cable to connect control units and programming, configuration of parameters or operating logic.



**C4**  
Connection cable for receivers programming.



**C5**  
Radio control programming and transmitters and control unit memory reading board.

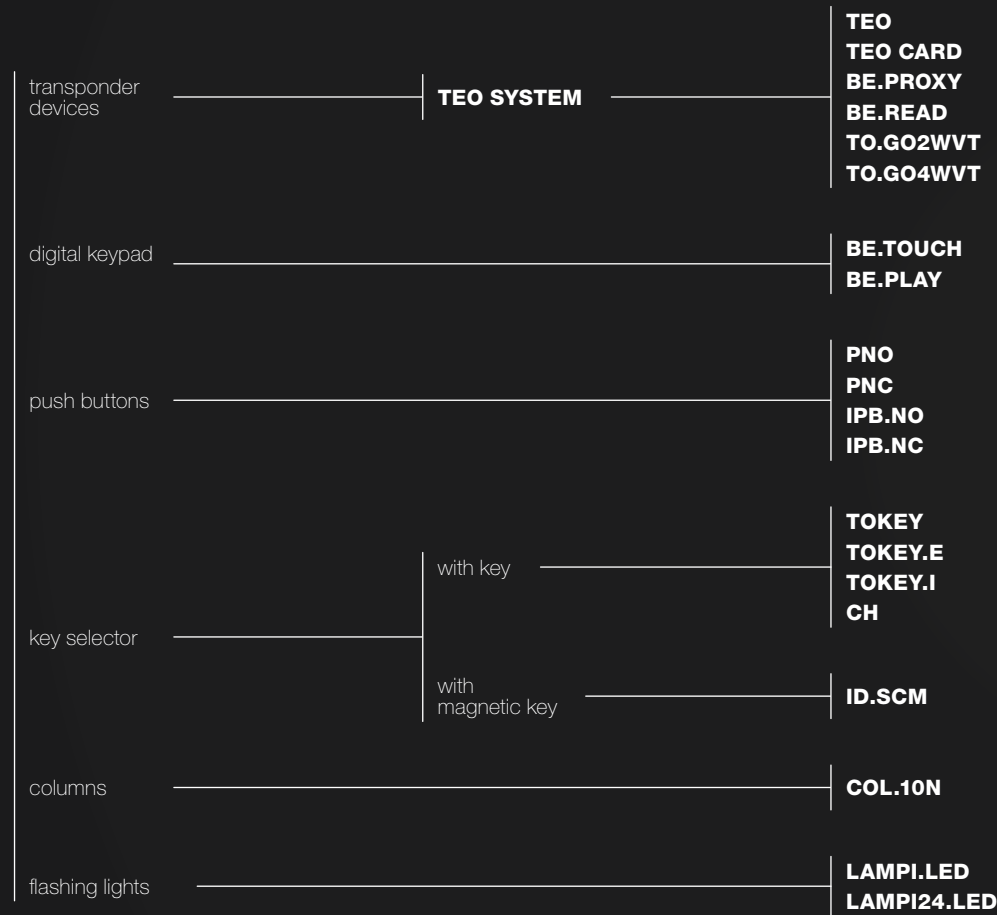


**USB.C**  
Cable to connect ADVANTOUCH to network power supply and PC.

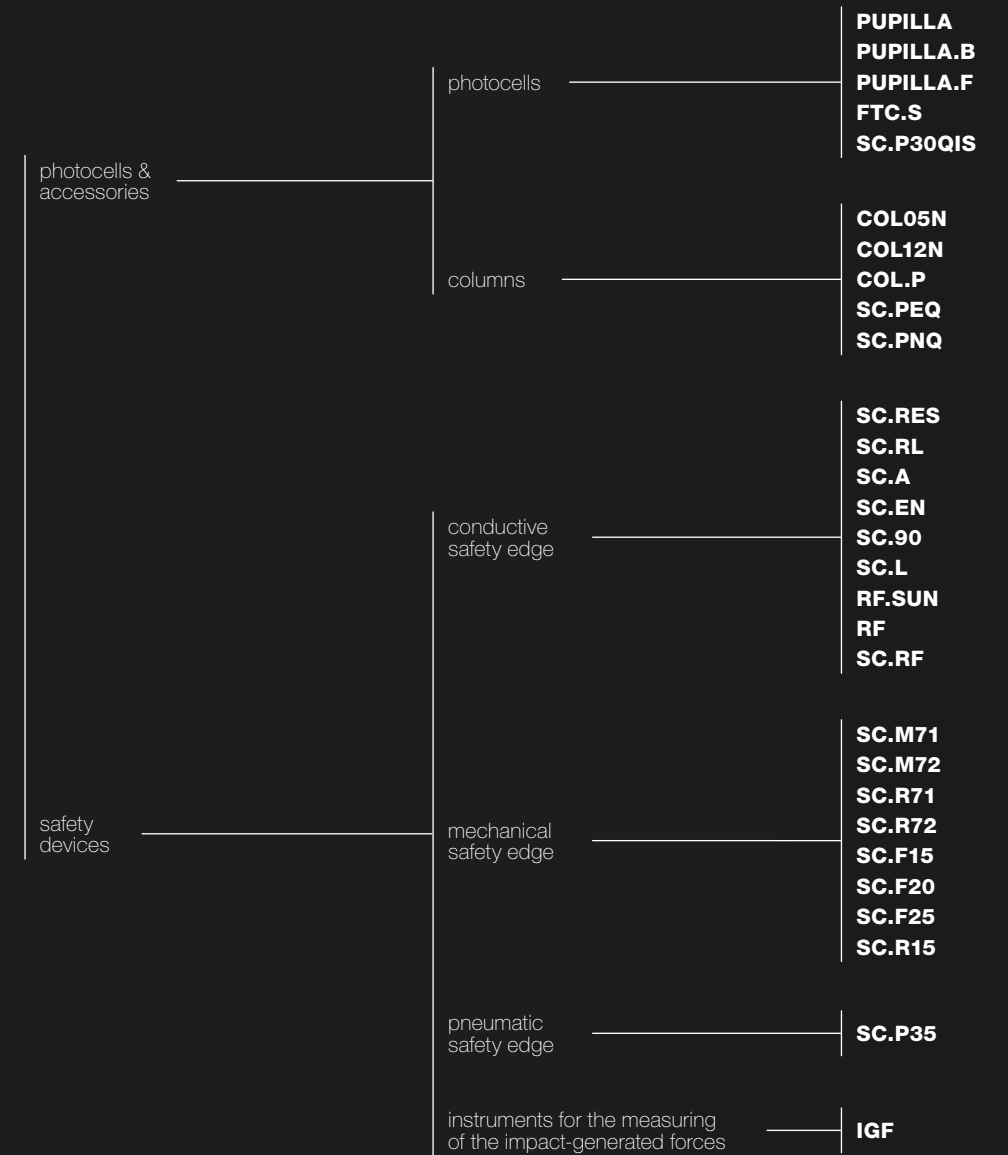




**SIGNAL AND  
COMMAND**



**DETECTION  
AND SAFETY  
DEVICE**





### TEO SYSTEM

- TEO SYSTEM, the new proximity scanning and management system for opening residential and professional automations by means of transponder tags (TEO) or cards (Teo Card)
- The automation is opened when the TEO transponder approaches the BE.PROXY scanner which, dialoguing with the receiver, gives the command to open the gate, the door, or any controlled device
- The system operate with a frequency of 13.56 MHz, standardised all over the world
- 250 insertable cards or tags (TEO)

- Reading distance 2-5 cm
- 2 programmable relay output channels
- Possibility to control one of the two relay outputs with a card, or both outputs with a single or double passage of the card or tag
- Possibility of memorising the cards and tags one by one with the BE.READ, or in remote mode with the BE.PROXY, using a master card



#### TEO

9614255

Transponder device key holder shaped.

Packaging: 10 pcs.



#### TEO CARD

9781025

Transponder device in card format.



#### BE.PROXY

9614250

Proximity reader for TEO/TEO CARD/TO.GO2WVT/TO.GO4WVT externally fitted, to be used with the BE.READ receiver. Reading distance 2-5 cm.



#### BE.READ

9673010

Two-channel receiver for BE.PROXY reader. With two relay outputs. Timed or bistable operating mode. Memory capacity 250 cards/tags/TO.GO2WVT/TO.GO4WVT.



#### TO.GO2WVT

9863092

2 channels self-learning code transmitter with transponder.



#### TO.GO4WVT

9863093

4 channels self-learning code transmitter with transponder.



# DIGITAL KEYPAD

## SIGNALS AND COMMAND



### BE.TOUCH

- Capacitive touch-screen keypad
- LED backlight
- Battery operated: Primary lithium (Li) 2 x CR123A (2 batteries) capacity 1400 mAH
- Battery autonomy: minimum 4 years with 10 activations a day
- Operating frequency 433.92 MHz compatible with all radio frequency receivers by Benincà
- Type of coding: rolling code, programmable code and advanced rolling code (ARC). The three codes can be used together, increasing the versatility of the keypad
- Range in open air: 100 m
- Maximum amount of codes that can be stored: 254
- Code between 1 and 9 figures
- Key numbers from 0 to 9 plus confirm key
- Possibility of setting access password, countdown codes and deleting individual codes
- Flat-battery signaling system and a buzzer for audio signalling
- IP55 Protection level



### BE.TOUCH

9670001


Digital keypad with battery, with wireless functionality and alarm buzzer. Backlight buttons, with capacitive type activation.



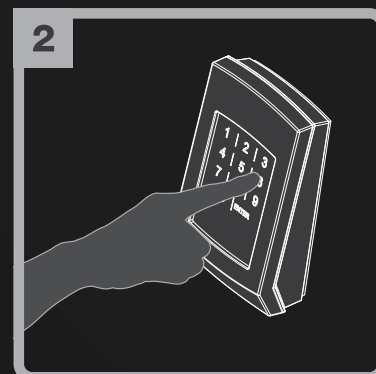
### BE.PLAY

9670013


Metal digital keypad with numeric illuminated keys in stainless steel.



1 Activate the keypad by laying a hand on the screen



2 Type in the previously memorised code, followed by "Enter"



3 Two beeps and two flashes of the back lights indicate the completion of transmission

## BE.PLAY ACCESSORIES




### BE-REC

9673028  
24 Vac/dc 2 channels decoder for BE-PLAY. Operating mode: Bistable or time. It is possible to link up to 4 BE-PLAY. Relay output max 500 mA Memory capability up to 255 codes.




### KC-BEPLAY

9005015  
Adapter for BE.PLAY digital pad on COL10N / 12N columns



### COL10N

9230004  
Pair of disassembled columns equipped with base and support for selector CH or keypad PNO/PNC. Optional installation of BE-PLAY keypad with KC-BEPLAY accessory. H= 1 m



### COL12N

9230003  
Pair of disassembled columns equipped with base and support for keypad PNO/PNC, photocell FTC.S and proximity reader BE.PROXY. Optional installation of BE-PLAY keypad with KC-BEPLAY accessory. H= 1 m





# KEY SELECTOR

## SIGNALS AND COMMAND



### TOKEY

9764006

Surface mounting key selector.

### TOKEY.E

9764002

Surface mounting key selector with European cylinder.



### TOKEY.I

9764005

Flush mounting key selector.

**IP 65 Water proof limit switch.**



### CH

9764012

Key selector, in die-cast aluminium with waterproof micro switches. KE or KI accessories are required for different way of fittings.



### ID.SCM

9764030

Magnetic key selector.

## ACCESSORIES



### CEM

9623565

Counterplate to be cemented for COL10N base.



### COL10N

9230004

Pair of disassembled columns equipped with base and support for selector CH or keypad PNO/PNC. Optional installation of BE-PLAY keypad with KC-BEPLAY accessory. H= 1 m



### KE

9252005

Surfaced mounted box for CH key selector switch.



### KI

9252008

Flush mounted for CH key selector.



### ID.SK

F8189060

Neutral key for CH/TO.KEY.



### ID.MK

9189010

Magnetic key for ID.SCM.



## PUSH BUTTONS

### SIGNALS AND COMMAND



#### PNO

9670012

Surface mounting push buttons with 2 normally open contact.

To be fitted on COL10N pillar.

#### PNC

9670014

Surface mounting push buttons with a normally open contact and a normally closed contact.

To be fitted on COL10N pillar.



#### IPB.NO

9670051

Industrial surface mounting push buttons with 2 normally open contact.

#### IPB.NC

9670050

Industrial surface mounting push buttons with a normally open contact and a normally closed contact.

## FLASHING LIGHTS

### SIGNALS AND COMMAND



#### LAMPI.LED

9534098

230 Vac Led flashing light with built-in aerial.



#### LAMPI24.LED

9534099

24 Vdc Led flashing light with built-in aerial.

## ACCESSORIES



#### COL10N

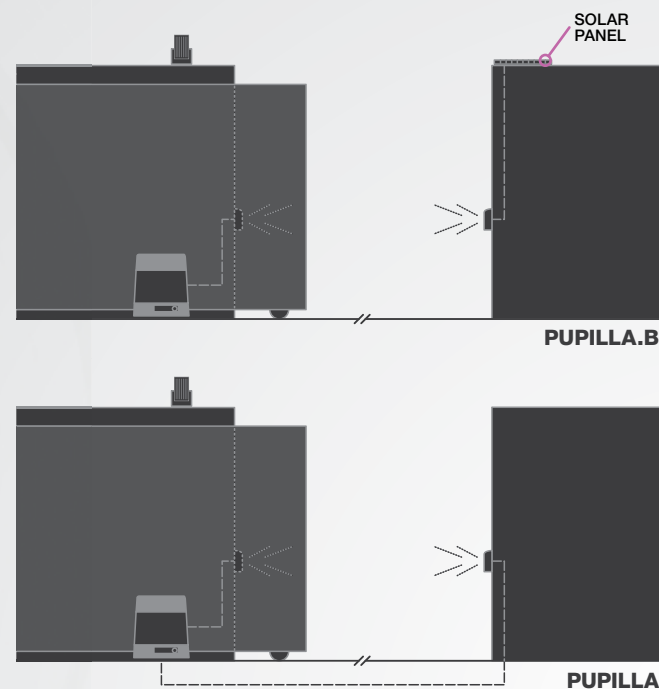
9230004

Pair of disassembled columns equipped with base and support for selector CH or keypad PNO/PNC. Optional installation of BE-PLAY keypad with KC-BEPLAY accessory. H= 1 m



# PHOTOCELLS

## DETECTION AND SAFETY DEVICES



### PUPILLA.B

- Photocell's transmitter powered by battery
- The innovative battery charging system using a photovoltaic panel represents an authentic novelty distinguishing PUPILLA.B, guaranteeing maximum safety and perfect operation to any plant
- Possibility of connecting up to 2 photovoltaic panels in case of non optimal climate conditions
- Continuous operation without any need of maintenance
- PUPILLA.B allows compliance with safety regulations even on installations that do not have incorporated safety systems thanks to the transmission of the controls even on moving gates
- The photocells can be oriented in different directions to make installation even easier



### PUPILLA.B

9409006

Pair of externally fitted photocells, turning through 220° C. Photovoltaic panel to charge transmitter battery. With of led with diagnostic function.



### PUPILLA / PUPILLA.F

9409001

9409007

24 Vac/dc synchronize of surface mounting photocell with 180° rotation beam. (110X36X31mm) It is possible to synchronised up to 4 couple of photocells. A led makes the centring of the beam easy and fast.

**PUPILLA.F:** Pair of fixed photocells for external fitting.



### FTC.S

9409089

24 Vac/dc synchronize surface mounting photocell. It is possible to synchronised up to 4 couple of photocells. They can be fitted also on COL05N, COL10N and COL12N aluminium columns.



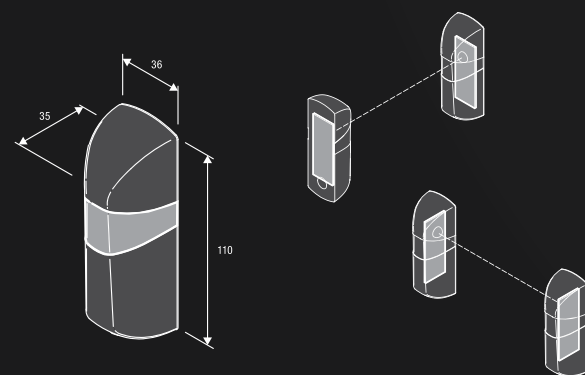
### SC.P30QIS

9409028

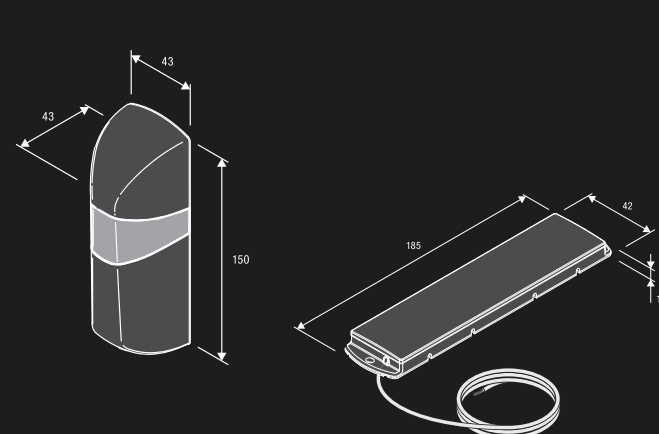
24 Vac/dc synchronize flush mounting photocell. It is possible to synchronised up to 4 couple of photocells.

**SC.PD not included.**

#### ■ PUPILLA



#### ■ PUPILLA.B



Rotation through 180° allows the alignment of the photocells irrespective of the way they are fixed to the base

## ACCESSORIES



**SF**  
9830009

Lateral support for FTC.S photocells.

**2 pcs packing.**



**SC.PD**  
9252010

Plastic container for recess SC.P30QIS.

**2 pcs packing.**





# COLUMNS

## DETECTION AND SAFETY DEVICES



### COL05N

9230002

Pair of disassembled columns equipped with base and support for keypad PNO/PNC, photocell FTC.S and proximity reader BE.PROXY.

BE.PLAY can be installed with KC-BEPLAY accessory.

**H= 0.5 m**



### COL10N

9230004

Pair of disassembled columns equipped with base and support for selector CH or keypad PNO/PNC.

BE.PLAY can be installed with KC-BEPLAY accessory.

**H= 1 m**



### COL12N

9230003

Pair of disassembled columns equipped with base and support for keypad PNO/PNC, photocell FTC.S and proximity reader BE.PROXY.

BE.PLAY can be installed with KC-BEPLAY accessory.

**H= 1 m**



### COL.P

9230006

Column in anodised aluminium with base, for the PUPILLA, PUPILLA.F photocell.

**H= 0.5 m**




### COL.BY


9230042

Column pair for PUPILLA.F equipped with base and cover.

**H= 0.5 m**



## ACCESSORIES



### CEM

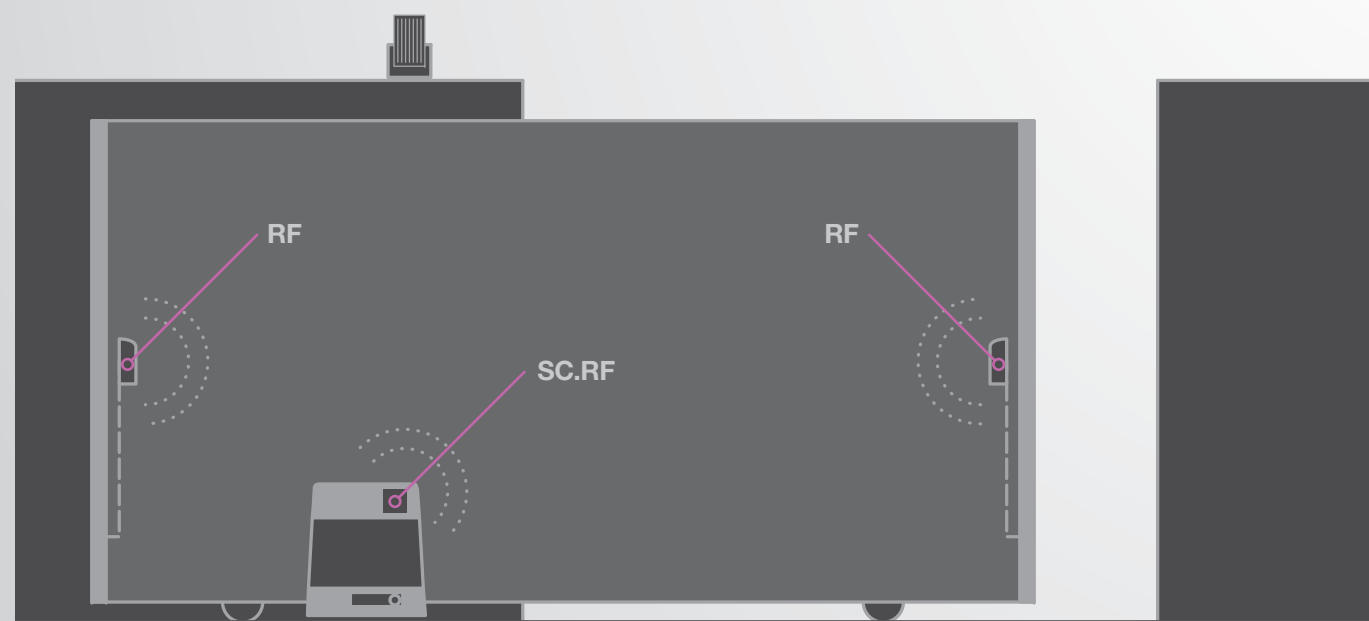
9623565

Counterplate to be cemented for COL05N, COL10N and COL12N columns.



### DETECTION AND SAFETY DEVICES

- New BENINCA radio frequency system composed of an 868 Mhz transmitter, model RF / RF.SUN combined with the SC.RF receiver
- It allows two-way radio communication between the device installed on the mobile edge of the gate and powered by a battery (connected to a safety sensitive edge) and the receiver
- The absence of wires on the mobile gate device makes it particularly suitable for sectional and industrial doors and for the protection of mobile edges on sliding gates
- The transmitter is available in two models: RF.SUN with a rechargeable battery by means of a photovoltaic panel and RF with a non rechargeable battery
- Both models have an input for the connection of an 8K2 sensitive edge or a mechanical rib, protection level: IP 55
- The SC.RF receiver, powered with 12/24 Vdc, is equipped with an autotest function and 2 relay for connection to the electronic control units
- The new BENINCA device therefore allows the securing of industrial systems, without requiring connection cables in the mobile part of the gate and thus making installation easier on existing systems
- Complies with standard EN12978



RF + SC.RF APPLICATION



#### RF.SUN

9409015

Battery-operated system recharged through a photovoltaic panel to be applied on a mobile edge. The photovoltaic panel grants the maximum system's autonomy.



#### RF

9409016

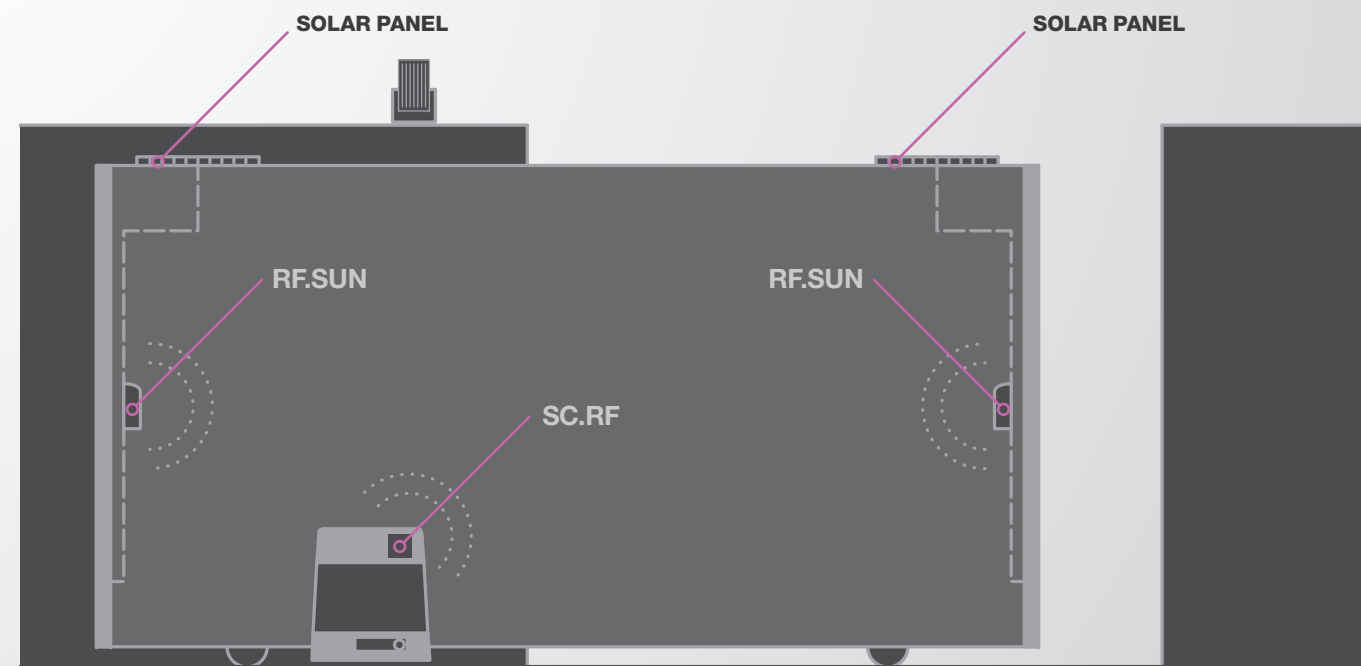
Radio transmitters with a non rechargeable battery, with guaranteed duration 2 years.



#### SC.RF

9409014

12/24 Vdc receiver with self-test function and 2 output relay.



RF.SUN + SC.RF APPLICATION



DETECTION AND SAFETY DEVICES



conductive safety edge

**SC.RES / SC.RL**

9270060 9270061

Safety edge in conductive rubber.  
Minimum packing: 20 m. 28.5 mm Width.

**SC.RES:** 25 mm Height

**SC.RL:** 65 mm Height



conductive safety edge

**SC.A**

9667010

Aluminium profile for SC.RES / SC.RL.

**Packing 2 m.**



conductive safety edge

**SC.90**

9520005

Angular device set for SC.RES.



mechanical safety edge

**SC.R71 / SC.R72**

9667062 9667063

**SC.R71:** Rubber profile, 70 mm high,  
for SC.M71. 1.5 m long.

**SC.R72:** Rubber profile, 70 mm high,  
for SC.M72. 2 m long.



mechanical safety edge

**SC.M71 / SC.M72**

9270040 9270050

Mechanical safety edge, 1.5 m.

Mechanical safety edge, 2 m.



mechanical safety edge

**SC.F15 / SC.F20 / SC.F25**

9270070 9270071 9270072

Mechanical safety edge, 1.5 m long.

Mechanical safety edge, 2 m long.

Mechanical safety edge, 2.5 m long.



conductive safety edge

**SC.L**

9520010

Linear device set for SC.RES.



conductive safety edge

**SC.EN**

9760026

Electronic interface card for 8k2 sensitive edges,  
to be used with electronic devices without input  
for resistive sensor, or in the case of connecting  
2 resistive sensors to a control unit.

**Conforms to standard EN12978.**



pneumatic safety edge

**SC.P35**

9270010

Pneumatic safety edge with plugs and  
aluminium profile.

**Packing: 40m.**





mechanical safety edge

**SC.R15**

9270002

Rubber profile, 15 mm high, for SC.M71/72.

**Packing: 25 m.**



INSTRUMENTS FOR THE MEASURING OF THE IMPACT-GENERATED FORCES



**IGF-B / IGF-S**

9840001 9840002

Available in two versions:  
with bluetooth (IGF-B) and with cable (IGF-S).





# GENERAL TERMS OF SALE

# HOW TO REACH US



These Terms of Sale apply to all Sales of Products, at the time of signing the contract or of confirming the order. If there is a conflict between these Terms and the conditions and terms agreed for an individual sale or in any existing commercial contract, the latter will prevail. AUTOMATISMI BENINCA shall not be bound by the General Terms of Purchase of the Customer in any circumstance, unless it has given prior consent in writing. AUTOMATISMI BENINCA has the right to modify any article in these Terms; any additions, modifications or cancellations shall apply to all sales concluded as from the thirtieth day after the official communication to Customers of the change made.

### DEFINITIONS

- AUTOMATISMI BENINCA: the joint stock company Automatismi Benincà S.p.A., in the person of its legal representative pro tempore, with head office in Italy, Sandrigo, Via Capitello no. 45, VAT number 02054090242.

- CUSTOMER: any subject (natural or legal person) who purchases the Products and who is not covered by the definition of Consumer according to the Consumer Code.

- DATE OF DESPATCH: the date of the transport document.

- PARTIES: means AUTOMATISMI BENINCA S.p.A. and the Customer.

- PRODUCTS: are the Products listed in the catalogue of AUTOMATISMI BENINCA, latest version, with the described technical specifications. It is stressed that all illustrative material is merely indicative.

The Products may be modified or taken out of production by Automatismi Benincà at any time.

1) PRICE OF THE PRODUCTS: The prices of the goods are those established in the price list in force at the time of order, which the Customer declares that he knows and accepts; the price list in force cancels all previous ones. AUTOMATISMI BENINCA SpA may modify the price list; this modification will be notified to Customers and will be applicable to orders received as from the thirtieth day after said communication. AUTOMATISMI BENINCA always reserves the right to modify the price list unilaterally, if said modification is required by circumstances beyond its control: in this case the variation may take effect immediately.

2) TRANSPORT: The goods are sold ex works AUTOMATISMI BENINCA SpA- SANDRIGO (Vi), as the term is defined in the Incoterms of the International Chamber of Commerce, in the most updated version. The parties may choose a different term, with an agreement in writing; whatever term they choose, it will be interpreted according to the latest version of INCOTERMS®. The goods travel at the Customer's own risk, even if sent carriage paid. No complaints are accepted five days after receipt of the goods, even with reference to any difference in the products with respect to the type and quantity indicated in the order. A complaint within the term may not give rise to cancellation or reduction of the order by the Customer, nor to any payment of compensation of any kind by AUTOMATISMI BENINCA SpA. Any return of goods for credit must be authorised beforehand by AUTOMATISMI BENINCA SpA and the goods must be sent carriage paid.

3) RETENTION OF OWNERSHIP: The products shall remain the property of AUTOMATISMI BENINCA SpA until the date on which AUTOMATISMI BENINCA SpA receives payment of the entire price of the products supplied. In performing his activity, the Customer shall have the right to sell these products, or new products in which the ones supplied by AUTOMATISMI BENINCA SpA have been incorporated, in which case all the proceeds are to be transferred to AUTOMATISMI BENINCA SpA, up to the amount of the price owed by the Customer for the supply of the products. AUTOMATISMI BENINCA SpA shall have the right to notify the Customer of the revocation of the right to sell the Products in his possession and the ownership of which, under this clause of retention of ownership, has not yet passed to the Customer, if the Customer has remained in default for a period of more than seven working days with respect to the payment of any sum owed to AUTOMATISMI BENINCA SpA (as regards both these Products and any other goods or services supplied to the Customer by AUTOMATISMI BENINCA SpA). If AUTOMATISMI BENINCA SpA exerts the right contemplated in the previous paragraph, the Customer must place the products at the disposal of AUTOMATISMI BENINCA SpA who may access the Customer's premises to repossess them. While retention of ownership is pending, the Customer assumes the capacity, obligations and responsibilities of the keeper of the sold goods, according to art. 1766 and following articles of the Italian Civil Code. The Customer undertakes to fulfil all the obligations contemplated by the local laws to ensure that this clause of retention of ownership is valid and enforceable with third parties, making the required entries in any special register.

4) ORDERS: The order is received by AUTOMATISMI BENINCA SpA without any commitment and subordinate to the possibility of supply of the raw materials necessary for production. Any total or partial non fulfilments cannot give rise to complaints and reserves for damages. If the Customer cancels specific orders for the production of Products not in the catalogue, he is required to pay AUTOMATISMI BENINCA SpA compensation amounting to 30% (thirty per cent) of the cancelled order, without prejudice to the right to claim further damages. The orders regularly accepted by AUTOMATISMI BENINCA SpA cannot be cancelled by the Customer without the consent of AUTOMATISMI BENINCA SpA in writing. Please, it should be noted that AUTOMATISMI BENINCA' S.P.A. will not accept orders for less than € 100,00 (EUR one hundred/00) VAT excluded, after discount and freight charges.

5) DELIVERY TERMS: The delivery terms run from receipt of the order and are expressed in terms of working days. They are indicative and not essential, according to art. 1457 of the Civil Code: consequently, any delays cannot give rise to claims for damages or to cancellation or reduction of the contract by the Customer.

6) FORCE MAJEURE: Besides those contemplated by the Italian Civil Code, the causes of force majeure that prevent the activity of the AUTOMATISMI BENINCA SpA factory and justify delay or interruption of the fulfilment of contracts, relieving AUTOMATISMI BENINCA SpA of the responsibility for delays or non delivery of products, also include the following, as an example without limitation: atmospheric events, earthquakes, fires, national, local or factory strikes, interruptions in transports and communications, scarcity of energy and of the necessary raw material. Breakdown of the machinery and production plants.

7) CONDITIONS OF PAYMENT: Payments must be made in Euro, with the terms and procedures indicated on the invoice. Payment in currency other than the Euro will be accepted only if agreed on beforehand in writing with AUTOMATISMI BENINCA SpA. If the Parties agree on payment by irrevocable documentary letter of credit, the same will be accepted by AUTOMATISMI BENINCA if sent at least sixty days prior to the date of delivery of the Products and if confirmed by an Italian bank approved by AUTOMATISMI BENINCA. After the set payment time, AUTOMATISMI BENINCA SpA may ask the Customer to pay interest due at the rate established by Legislative Decree 231/02. Once 5 (five) days have passed after the invoice falling due without payment having been made, AUTOMATISMI BENINCA SpA may suspend the execution and/or delivery of all other orders and cancel any similar sale or contract that may have been signed at that moment with the Customer. Any such measures undertaken by AUTOMATISMI BENINCA SpA do not give the Customer any right to claim compensation for damages.

8) GUARANTEE: Automatismi Benincà offers a conventional guarantee with a duration of 30 months from the date of production marked on the product itself. After 30 months the Customer expressly renounces the right of recourse concerning the legal guarantee with respect to Automatismi Benincà S.p.A., according to art. 131 of the Consumer Code. This right, if exerted within the terms, will not, however, be recognised if the conformity defect depends on incorrect installation by the Customer. It is pointed out that the legal guarantee does not cover all the further circumstances that cannot be attributed to defects in manufacture and/or conformity of the goods. Moreover, in no case can the Customer activate the guarantee if the price of the products has not been paid within the terms and on the conditions agreed or if he is in default, even with reference to other orders or products, with respect to AUTOMATISMI BENINCA SpA. By activating the conventional guarantee, the customer may request the repair or replacement of the product, on which free repair or replacement is guaranteed, at the discretion of AUTOMATISMI BENINCA SpA, respecting the terms of this guarantee and of the legal requirements. Any defects found must be promptly communicated to AUTOMATISMI BENINCA by registered letter with recorded delivery and within the terms indicated by law. In no case does either the legal or the conventional guarantee cover defects due to: negligence or carelessness in use, wear (e.g. failure to follow the instructions for operation of the product or lack of maintenance), installation or maintenance carried out by non authorised personnel, or in an incorrect way and/or not conforming with the instructions; damage during transport, tampering with the product (for example, removal of the labels), tampering with documentation, external agents, undersized product or incorrect product choice. The products that do not fall under these guarantee conditions may be sent to AUTOMATISMI BENINCA SpA, who may decide to repair or replace the goods according to the repair price list in force. The individual part repaired under or out of guarantee will be covered by a further guarantee period of 6 months.

9) RESPONSIBILITY: AUTOMATISMI BENINCA SpA shall not be responsible for damage resulting from defects in the products, save in the case of malice or gross negligence. Moreover, any responsibility shall derive only and absolutely from the provisions of Italian law. AUTOMATISMI BENINCA SpA shall not answer for more than the limit of liability of the Product Risk Insurance policy taken out by the company. AUTOMATISMI BENINCA SpA shall not be responsible for indirect damage such as, purely as an example, loss of earnings of the Customer.

10) INTELLECTUAL PROPERTY RIGHTS: The brands of which AUTOMATISMI BENINCA SpA is the owner or licence-holder, the patents, the designs or models, the know-how, the technical specifications and data of the products, the domain names containing the brand, are the total and exclusive property of AUTOMATISMI BENINCA SpA. The Customer recognises the ownership of these rights by AUTOMATISMI BENINCA SpA and undertakes to use them only according to the specific indications of AUTOMATISMI BENINCA SpA and in the exclusive interest of the latter, and exclusively for the duration of the contractual relationship between the parties, without this giving the Customer any right or claim. The Customer undertakes not to register, appropriate or ask for protection for any intellectual property right belonging to AUTOMATISMI BENINCA SpA. In particular, he undertakes not to register and declares that he has not registered the brands and domain names.

11) EXPRESS TERMINATION CLAUSE: Pursuant to and in accordance with art. 1456 of the Italian Civil Code, AUTOMATISMI BENINCA SpA may terminate the existing contract with the Customer in the case of non fulfilment of the obligations contained in the articles 7) Terms of Payment and 10) Intellectual property rights, of these terms of sale. Moreover, AUTOMATISMI BENINCA may terminate the existing contract with the Customer with immediate effect in the following cases:

- a) if the Customer is subject to insolvency proceedings or winding up, or if the state of the Customer's economic conditions is such as to lead it reasonably to be presumed that the Customer is insolvent;
- b) if the shares and/or quotas representing the majority or the control of the capital of the Customer are directly or indirectly transferred, assigned or held in escrow.

12) APPLICABLE LAW AND JURISDICTION: The obligations deriving from the relations between AUTOMATISMI BENINCA SpA and the Customer, these terms of sale and all the contracts (unless expressly stated otherwise in writing) are regulated by the Italian Civil Code and by Italian law. For any dispute and controversy concerning these general terms of sale or deriving from the contractual relationship between AUTOMATISMI BENINCA SpA and the Customer, the exclusive competent court shall be the Court of Vicenza, without affecting the faculty of AUTOMATISMI BENINCA SpA to protect its rights by referring the litigation to any Court that it thinks fit.

13) PROCESSING OF PERSONAL DETAILS: Pursuant to and in accordance with art. 24, Leg.D. 30 June 2003, no. 196, the Customer consents to the storage and processing of his sensitive and personal details, being aware that they shall be processed and kept in conformity with the respective legislation in force. The personal details supplied by the Customer are processed in accordance with the provisions of the law on privacy. The aforesaid details shall be processed with procedures suitable to ensure their security and confidentiality. They will be processed for commercial purposes in the field and with relation to the execution of the contracts to be stipulated. The personal details may be communicated to third parties in Italy or abroad, to achieve the aims indicated above. The parties concerned have the right: a) to obtain confirmation of the existence of any processing of personal details concerning them; b) to have these same details deleted, transformed, updated, corrected and/or integrated; c) to oppose the processing of personal details for the purposes of commercial information and for sending advertising material.

14) INTERPRETATION OF THE TEXT: The Italian text of these general terms of sale, even if drawn up in several languages, will be the only authentic text for the purpose of their interpretation.







B E N I N C À · H O L D I N G ®

**BENINCÀ HOLDING SpA**  
via Capitello, 43  
36066 Sandrigo (VI) ITALY  
T +39 0444 751030  
F +39 0444 759728  
[www.benincaholding.com](http://www.benincaholding.com)

Today **BENINCÀ HOLDING** has become a splendid reality, a dream that has come true to give shape to aims of specialisation that we have always pursued.

A corporate decision to express a precise mission: offering solutions by acting as specialists in the automation sector.

The elephant is the symbol we have chosen for **BENINCÀ HOLDING**, the image that best represents our precise choice of corporate strength and reliability, but also intelligence and dynamism when interacting with international partners and with all customers.



**AUTOMATISMI BENINCÀ SpA**  
via Capitello, 45  
36066 Sandrigo (VI) ITALY  
T +39 0444 751030  
F +39 0444 759728  
[www.beninca.com](http://www.beninca.com)  
[sales@beninca.it](mailto:sales@beninca.it)



**AUTOMATISMI CAB Srl**  
via della Tecnica, 10 (Z.I.)  
36010 Velo D'astico (VI) ITALY  
T +39 0445 741215  
F +39 0445 742094  
[www.automatismicab.com](http://www.automatismicab.com)  
[info@automatismicab.com](mailto:info@automatismicab.com)



**HI MOTIONS Srl**  
via dell'Industria, 91  
36030 Sarcedo (VI) ITALY  
T +39 0445 367536  
F +39 0445 367520  
[www.himotions.com](http://www.himotions.com)  
[info@himotions.com](mailto:info@himotions.com)



**RISE Srl**  
via Maso, 27  
36035 Marano V. (VI) ITALY  
T +39 0444 751401  
[www.riseweb.it](http://www.riseweb.it)  
[info@riseweb.it](mailto:info@riseweb.it)



**BYOU**  
via Capitello, 45  
36066 Sandrigo (VI) ITALY  
T +39 0444 1510294  
F +39 0444 759728  
[www.byouweb.com](http://www.byouweb.com)  
[info@byouweb.com](mailto:info@byouweb.com)



**MYONE Srl**  
via T. Edison, 11  
30035 Ballò di Mirano (VE) ITALY  
T +39 041 412542  
F +39 041 412542  
[www.myoneautomation.com](http://www.myoneautomation.com)  
[info@myoneautomation.com](mailto:info@myoneautomation.com)



IDRAULIC AUTOMATIONS FOR SWINGING GATES




CANTILEVER SLIDING GATES

AUTOMATIONS FOR ROLLING SHUTTERS AND SECTIONAL DOORS




SLIDING GATES ON TRACK

OPERATORS FOR WINDOWS AND TILT OPENING WINDOWS



INDUSTRIAL DOORS

OPERATORS FOR ROLLING SHUTTERS AND BLINDS



SWING GATES



AUTOMATIC, SEMI-AUTOMATIC AND FIXED BOLLARDS



SLIDING DOORS AUTOMATIONS



TURNSTILES



AUTOMATIONS FOR SWING DOORS



ACCESS CONTROL



TRANSMITTERS



EMBEDDED SYSTEM FOR NUMBER PLATES DETECTION



SELECTORS







Catalogue printed on FSC® certified paper produced with raw materials obtained from forests correctly managed from the environmental, economical and social point of view.

FSC® was founded by a group of environmentalist associations including Greenpeace, representatives of native peoples, organisations for cooperation in development, forestry producers, wood industries, scientists and forestry technicians, to create an alternative to the forests destructions.

[www.fsc.org](http://www.fsc.org)





**AUTOMATISMI BENINCÀ SpA**

via del Capitello, 45

36066 Sandrigo (VI)

**T** +39 0444 751030

**F** +39 0444 759728

[www.beninca.com](http://www.beninca.com)

[sales@beninca.it](mailto:sales@beninca.it)

**FOLLOW US:**

